



SIDHESHWAR
PUBLIC SCHOOL
Learning Breeds Courtesy

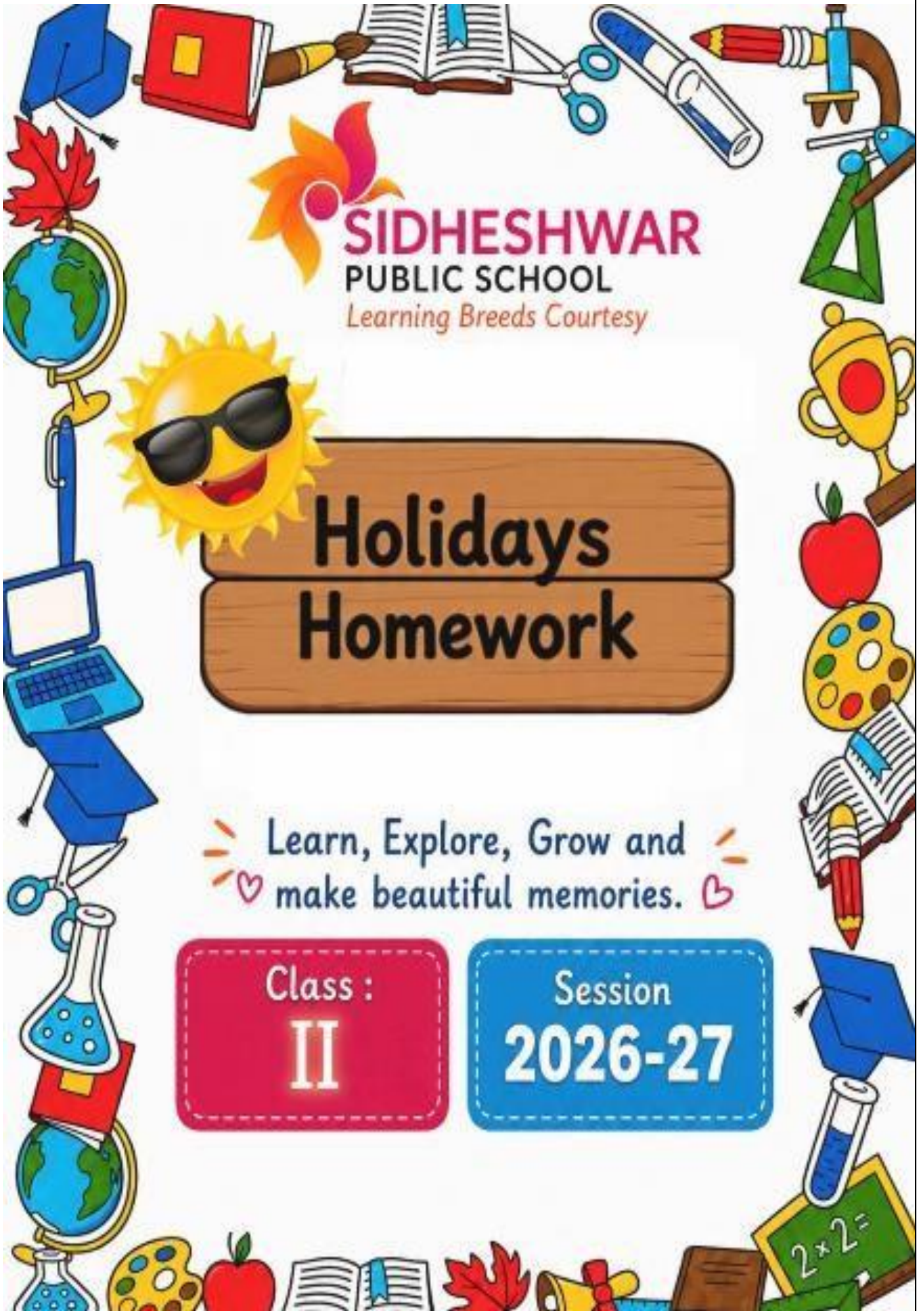


Holidays Homework

Learn, Explore, Grow and
make beautiful memories.

Class :
II

Session
2026-27





ENGLISH



Name : _____
 Class : _____
 Roll No. : _____
 Date : _____



A. SPECIAL NAMES (PROPER NOUNS)

1. Underline the special names (Proper Nouns) in the following sentences.

1. My friend Riya lives in Delhi.
2. We visited the Taj Mahal in Agra.
3. Our school celebrates Christmas in December.
4. The Ganga is a holy river.
5. I read a book written by Ruskin Bond.



2. Write any five special names of:



Person



Place



Festival



Day



Book

B. SINGULAR AND PLURAL

1. Change these singular nouns into plurals.

1. book → _____
2. pen → _____
3. dog → _____
4. child → _____
5. lady → _____
6. box → _____
7. leaf → _____
8. bus → _____



2. Fill in the blanks with the correct plural form of the noun in brackets.

1. The _____ are playing in the park. (boy)
2. I have two _____. (pencil)
3. The _____ are flying in the sky. (bird)
4. My _____ are from Canada. (cousin)
5. There are many _____ in the basket. (apple)



C. WRITING SKILLS

Topic: Factual Description on My Grandfather

Write 6-8 lines on "My Grandfather".


You may take help from the given points.

- ★ His name
- ★ How old he is
- ★ What he looks like
- ★ What he likes to do
- ★ His nature
- ★ How he helps you
- ★ Why you love him



D. LITERATURE

After taking it out from the hive, the honey is cleaned. This cleaned honey is stored in boxes.



Q1. What happens when honey is taken out?

Q2. Where is the honey stored?

Q3. From where the honey is taken out?

★ E. ACTIVITY CORNER – CHOOSE YOUR ROLL NUMBER TASK ★

ROLL NO. 1 – 10

Singular to Plural Garden

- ★ Draw a garden with 5 things — one apple, one tree, one flower, one butterfly, one balloon.
- ★ Now draw another garden next to it with many of each thing.

Label the singular and plural forms:
 apple → apples
 tree → trees
 flower → flowers
 butterfly → butterflies
 balloon → balloons

SINGULAR (ONE)



PLURAL (MANY)



Singular	Plural
apple	apples
tree	trees
flower	flowers
butterfly	butterflies
balloon	balloons

Singular	Plural



ROLL NO. 11 – 20

Common vs. Proper Noun Sort

★ Write these 10 words on separate paper chits:

dog

Mumbai

teacher

Amazon River

boy

Taj Mahal

cat

India

river

city

★ Make two boxes labeled Common Noun and Proper Noun.

★ Sort the chits into the correct box.

★ Common nouns are general names, proper nouns are specific names and start with a capital letter.

★ Paste them in your notebook after sorting.

COMMON NOUN

PROPER NOUN



★ Have fun! Stay curious! Keep learning! ★



हिंदी

मुख्य निर्देश और प्रश्न

- अभ्यास पुस्तिका में करवाया गया संपूर्ण लेखन कार्य याद करो।
- प्रतिदिन अपने दादा-दादी और नाना-नानी से एक कहानी सुनो।
- **नोट:** ग्रीष्मकालीन अवकाश कार्य A4 सीट पर करें और फोल्डर बनाइए।
- अपने स्वास्थ्य को अच्छा बनाएँ रखने के लिए कोई पाँच उपाय लिखो।
- प्रतिदिन अपनी सुलेख पुस्तक (प्रयास) में एक सुलेख लिखें।

प्रश्न 1. निम्नलिखित प्रश्नों के उत्तर दीजिए:-

1. कविता में सवेरा आने पर क्या-क्या होता है?
2. किसान को प्रकृति की लीला कैसी लगी?
3. किसान ने तरबूज कहाँ देखा?

प्रश्न 2. निम्नलिखित शब्दों के वचन बदलकर लिखिए:

क. बस्ता ख. तितली ग. बच्चा

प्रश्न 3. निम्नलिखित अंकों को शब्दों में लिखिए:

क. 5 ख. 8 ग. 10

प्रश्न 4. निम्नलिखित शब्दों के विलोम लिखिए:-

- छोटा
- मोटा
- अच्छा
- खुशबू

प्रश्न 5. निम्नलिखित शब्दों के लिंग बदलकर लिखिए:

- बेटा
- चूहा

Page 2: चार्ट और मॉडल प्रोजेक्ट

- मोर
- बकरा

प्रोजेक्ट कार्य

- **सप्ताह के दिनों के नाम:** नीचे दिए गए चित्र की सहायता से सप्ताह के दिनों के नाम पर A3 चार्ट बनाएँ।
(अनुक्रमांक 1 से 5) (चित्र में दर्शाए गए दिन: सोमवार, मंगलवार, बुधवार, गुरुवार, शुक्रवार, शनिवार, रविवार)
- **विलोम शब्द:** नीचे दिए गए चित्र की सहायता से विलोम शब्दों पर A3 चार्ट बनाएँ। (अनुक्रमांक 6 से 11) (चित्र में दर्शाए गए शब्द: यश, योग, हार, हर्ष, अनेक, एकता, आदि, आदि)
- **अच्छी आदतें:** नीचे दिए गए चित्र की सहायता से अच्छी आदतों पर वर्किंग मॉडल बनाएँ। (अनुक्रमांक 12 से 17)
(चित्र शीर्षक: अच्छी आदतें)



SUBJECT: MATHEMATICS



PART 1 – ACTIVITIES

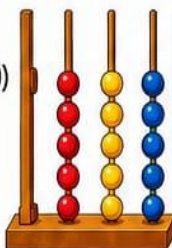
A. COUNTING PRACTICE

- Revise reading and writing numbers and number names up to 1000.
- Write down the last three digits of mobile numbers of 5 family members and write their number names in your notebook.



B. TABLES

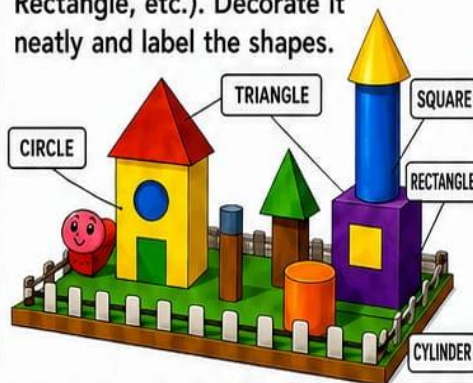
- Write all tables (2-10) neatly in your notebook.



PART 2 – PROJECT WORK

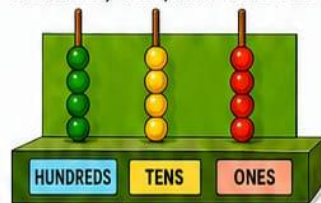
ROLL NO. 1 TO 10 – SHAPES MODEL

Make a 3-D shape model using a combination of 2-D shapes (Square, Circle, Triangle, Rectangle, etc.). Decorate it neatly and label the shapes.



ROLL NO. 11 TO 20 – ABACUS MODEL

Make a 3-D model of Abacus using material (sticks, beads, cardboard, etc.). Show a 3-digit number on it with beads. Clearly label the Hundreds, Tens, and Ones columns.



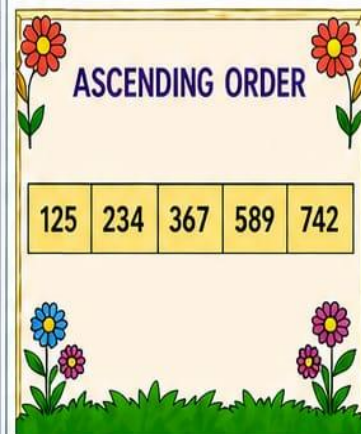
Example:
Number
5 2 7
(527)

PART 3 – CHART WORK

Make an Ascending or Descending Order chart on A3 sheet.

Write at least 5 three-digit numbers and arrange them in correct order. And decorate it.

SAMPLE CHART



MATHS WORKSHEET – NUMBERS UP TO 1000

Q1. Write Before, After, and Between Numbers

(i) Write the number BEFORE and AFTER each number:

Before	Number	After
	456	
	721	
	324	
	830	
	723	
	187	
	591	
	999	
	508	
	249	

(ii) Write the number that is BETWEEN:

Number	Between	Number
234	___	236
672	___	674
173	___	175
985	___	987
366	___	368
578	___	580
869	___	871

Q2. Fill in the Blank

1. What number comes after 899? _____

2. What number is 10 more than 435? _____

3. Write the number: seven hundred twenty-eight

Q3. Word Problems

1. The number just before 989 is _____.

2. The number just after 297 is _____.

3. The number between 367 and 369 is _____.

Q4. Circle the largest number.

892, 829, 982, 928

Q5. Fill in the missing number.

860, 870, _____, 890

Q6. Write the smallest number using the digits 3, 8, and 5.

MATHS WORKSHEET – NUMBERS UP TO 1000

Q7. How many hundreds are there in 743? _____

Q8. Write the number:
4 hundreds, 2 tens, and 9 ones _____

Q9. Count by 100s from 100 to 1000.

Q10. Break apart the number:
432 = _____ hundreds + _____ tens + _____ ones



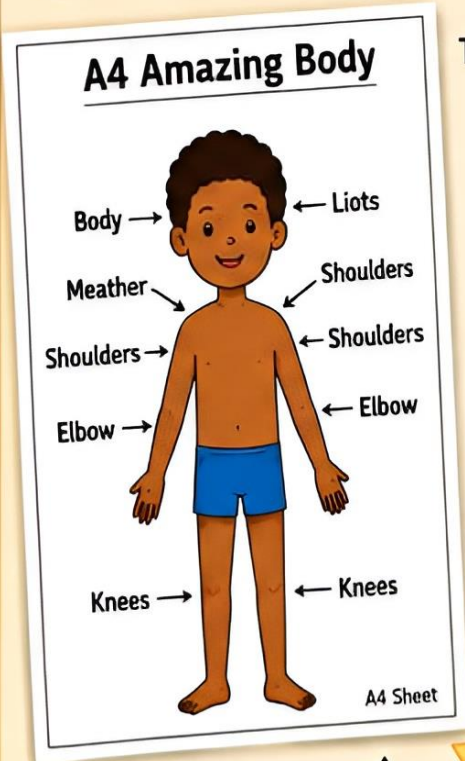
Summer Adventure: "The Amazing Me" Handbook – Explore your health and personal style!



Part 1: My Amazing Body

1

(The Basics)
[Roll no – 1 to 4]



The "Care" List




I will sleep for 8 hours,

I will brush twice a day.

I will exercise daily

Challenge:
Find out one cool fact!

*Did you know our heart is the size of a fist?



Part 2: Fueling the Engine

2

(Our Food)
[Roll no – 5 to 8]



Which "color" is your favorite to eat?

I love Red because it makes my heart strong!



Submission Guidelines




Use a scrapbook or A4 sheets tied together with a colorful ribbon.



Make the cover page very attractive with the title:
"The Amazing Me: My Body & Lifestyle."





Summer Adventure: "The Amazing Me" Handbook – Explore your health and personal style!

3

Part 3: The World of Colors (Colourful Clothes) [Roll no – 9 to 12]



The Junior Fashion Designer

Summer



Winter



Monsoon



*Use bright, neon colors for Summer and deep, warm colors for Winter.



4

Part 4: Being a "Healthy Hero" (Practical Action) [Roll no – 13 to 17]



The Daily Smile Checklist A practical chart

	Day 1	Day 6	Day 10
1. Did I eat a fruit today?	[]	[]	[]
2. Did I exercise or play outside?	[]	[]	[]
3. Did I wear clean, washed clothes?	[]	[]	[]
4. Did I drink 6–8 glasses of water?	[]	[]	[]



Be as neat and colorful as possible!



COMPUTER

Topic: Uses of Computer

Q1. Write True or False:

- 1 Computers are used in schools. __
- 2 Computers cannot play music. __
- 3 Computers help doctors in hospitals. __
- 4 Computers are used only for games. __

Q2. Fill in the blanks:

We can watch __ on a computer.

- 1 Computers help us to send __.
- 2 Computers are used in _ to keep money records.
- 3 We can study online using a __.

Q3. Answer the following:

- 1 Name any three places where computers are used.
- 2 Write any two uses of computers at home.
- 3 Why are computers useful in schools?

Q4. Activity:

Paste pictures showing different uses of computers on chart

GENERAL KNOWLEDGE

Topic: My Beautiful India

Draw and colour the National Flag.

Page 1 – National Symbols

National Symbol.	Name
National Animal.	Tiger
National Bird.	Peacock
National Flower.	Lotus
National Fruit.	Mango

Paste or draw pictures neatly.

Page 2 – Colours Around Us 🌈

Colour. Example

Red. Apple

Yellow. Banana

Blue Sky

Green. Leaf

Draw and colour the pictures.

Page 3 – Good Habits 😊

- Wake up early.

Brush your teeth daily.

Respect elders.

Keep your classroom clean.

Help others.

Write these habits in neat handwriting.

Page 4 – Animals and Their Homes 🐾

Animal. Home

Dog. Kennel

Lion. Den

Bird Nest

Horse. Stable

Draw any one animal.

Page 5 – Food Around India

Different states of India have different food

State Famous food

Punjab. Makki ki roti

Gujarat. Dhokla

South Indian. Idli Dosa

Rajasthan. Dal bati

Bengal.

Rasgulla

* Draw any one Indian food item

Page 6 – Famous Places of India

- Taj Mahal
- India Gate
- Red Fort

Write one line about each place.

Fun Activity 😊

Make the Indian flag using paper.

- Draw your favourite fruit.
- Paste pictures of animals.
- Colour a map of India.
- Conclusion

“I love my India.”

✂️ Decorate every page with borders, stars, stickers, and colours.

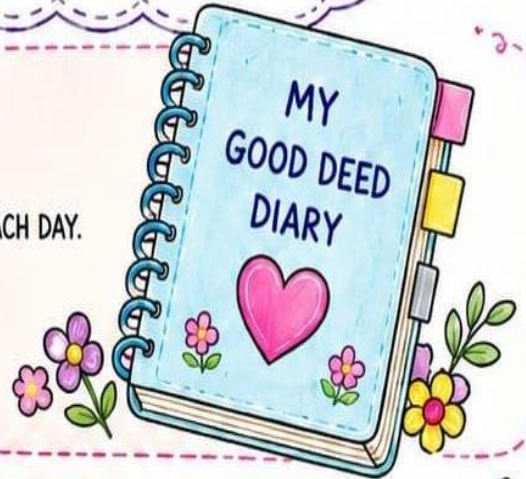


SUBJECT: MORAL EDUCATION



INSTRUCTIONS:

- ♥ MAKE A SMALL DIARY OR BOOKLET.
- ♥ FOR **10 DAYS**, WRITE OR DRAW ONE GOOD DEED YOU DID EACH DAY.
- ♥ PASTE PICTURES OR DRAW COLOURFUL PICTURES FOR EACH GOOD DEED.
- ♥ DECORATE YOUR DIARY NICELY.



FOR **10 DAYS**, DO GOOD AND SPREAD HAPPINESS!

DAY

1

MONDAY



I helped my mother in the kitchen.



DAY

2

TUESDAY



I shared my lunch with my friend.



DAY

3

WEDNESDAY



I watered the plants.



DAY

4

THURSDAY



I helped my friend when he fell down.



Subject – ART

1. Make 5 paper finger puppets of Animals according to your fingers.

The image is for reference



2. Visit a market and draw any two favourite fruits and two vegetables and colour them neatly in your drawing file. (write the name, colour and shape of those fruits).