



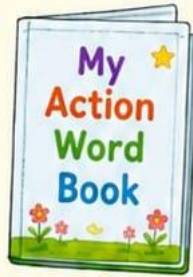
ENGLISH



MY ACTION WORD BOOK

Instructions:

- ★ Fold 6 sheets of paper to make a mini booklet.
- ★ On each page, write one action word (verb) and draw yourself doing that action.
- ★ Examples: run, jump, read, dance, eat, draw
- ★ Under each picture, write one sentence about the action.



<p>run</p> <p>I run in the park every morning.</p>	<p>jump</p> <p>I jump high in the air.</p>	<p>read</p> <p>I read a book every day.</p>
<p>dance</p> <p>I dance to my favorite song.</p>	<p>eat</p> <p>I eat healthy food.</p>	<p>draw</p> <p>I draw a picture in my notebook.</p>

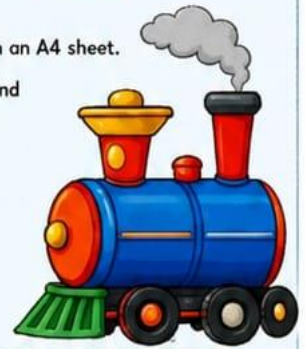
Example:

I run in the park every morning.

THE VERB EXPRESS

Instructions:

- ★ Draw a train with 6 coaches on an A4 sheet.
- ★ Write one verb in each coach and add a rhyming word beside it.
- ★ Examples: jump → bump, sing → ring, clap → tap
- ★ Color the train beautifully and name it: "The Verb Express."



<p>jump → bump</p>	<p>sing → ring</p>	<p>clap → tap</p>
<p>play → stay</p>	<p>talk → walk</p>	<p>help → yelp</p>

GRAMMAR WORKSHEETS

1. SINGULAR - PLURAL

Rewrite these sentences by changing the underlined word into plural.

- The boy is playing in the park.
- I have a book in my bag.
- The cat is sleeping on the mat.
- She bought a red balloon.
- A girl is reading a story.
- The apple is sweet.
- I saw a beautiful butterfly.
- The baby is crying.
- There is a toy on the table.
- The bus is late today.



2. IS - AM - ARE

Fill in the blanks with is, am or are.

- I a good student.
- She my best friend.
- They playing football.
- We in Grade 3.
- He eating lunch.
- You very kind.
- The dog barking loudly.
- The flowers beautiful.
- It raining today.
- My friends happy.



3. WAS - WERE

Fill in the blanks with was or were.

- I absent yesterday.
- They at the zoo.
- She happy after the game.
- We late for school.
- He very tired.
- The children playing outside.
- It raiy hay yesterday.
- You helpful.
- The books on the table.
- My mother cooking dinner.



4. HAS - HAVE - HAD

Fill in the blanks with has, have or had.

- I a blue bag.
- She long hair.
- They completed their homework.
- We a picnic last Sunday.
- He a pet dog.
- The baby a toy.
- I a headache yesterday.
- You many pencils.
- The boys won the match.
- My sister a beautiful doll.



5. SIMPLE PRESENT TENSE

Fill in the blanks with the correct verbs.

- Ravi (play/plays) cricket every day.
- My mother (cooks/cook) tasty food.
- Birds (sing/sings) in the morning.
- I (go/goes) to school by bus.
- The sun (rise/rises) in the east.
- We (read/reads) stories.
- They (dance/dances) well.
- They (help/helps) their teacher.
- My father (drive/drives) to the .
- I Children (enjoy/enjoys) the game.



LITERATURE

"Oh why was I so greedy?" thought Anansi.



- Q1 Why did Anansi say this? _____
- Q2 What mistake did he realise? _____
- Q3 What happened to his legs? _____

WRITING SKILLS

1. Sick Leave Application

Write an application to the Headmistress of your school asking for sick leave.



2. PICTURE COMPOSITION

Look at the picture and write 5-6 sentences with the help of the words in the box.



HELP BOX
park children playing kite picnic happy trees cycling dog

हिंदी

निर्देश:

1. सभी कार्य अलग हिंदी की कॉपी में करो। पहला पेज रंगीन कवर पेज बनाओ।
2. लिखाई सुंदर और साफ-सुथरी होनी चाहिए।
3. सभी गतिविधियों में रंगों का प्रयोग अनिवार्य है।

भाग 1: पाठ्यपुस्तक आधारित कार्य

पाठ-1: सुंदर पास पड़ोस बनाओ (कविता)

- **1. कविता याद करो और सुलेख:** पूरी कविता सुंदर अक्षरों में 2 बार लिखो।
- **2. प्रश्न-उत्तर:**
 - क) कवि हमें पड़ोस कैसा बनाने के लिए कह रहा है?
 - ख) पड़ोस को गंदा करने से क्या-क्या हानियाँ होती हैं? 3 हानियाँ लिखो।
 - ग) तुम अपने पड़ोस में कौन से 4 बदलाव लाना चाहोगे?
 - घ) 'मिल-जुलकर रहना' से कवि का क्या आशय है? उदाहरण देकर समझाओ।
- **3. शब्द भंडार:**
 - क) कठिन शब्द-अर्थ: पड़ोस, स्वच्छता, सहयोग, पर्यावरण, कर्तव्य - अर्थ लिखकर वाक्य बनाओ।
 - ख) कविता में से 5 तुकांत शब्द छाँटकर लिखो। जैसे: बनाओ - सजाओ।

पाठ-2: जादुई दुनिया (कहानी)

- **1. कहानी वाचन:** रोज 1 बार कहानी जोर से पढ़ो। नीचे तारीख लिखकर मम्मी/पापा के साइन कराओ। (दिनांक 1 से 5 तक)।
- **2. प्रश्न-उत्तर:**
 - क) जादुई दुनिया कहाँ थी और वहाँ कौन रहता था?
 - ख) मुख्य पात्र को जादुई दुनिया में सबसे अद्भुत क्या लगा?
 - ग) अगर तुम्हें कोई एक जादुई शक्ति मिल जाए तो वह क्या होगी और क्यों?
 - घ) कहानी से तुम्हें क्या शिक्षा मिलती है? अपने शब्दों में लिखो।
- **3. कल्पना करो और लिखो:** "अगर मैं एक दिन के लिए जादुई दुनिया का राजा/रानी बन जाऊँ तो..." 10 वाक्य लिखो।

भाग 2: व्याकरण संग्रह

1. **भाषा:** भाषा किसे कहते हैं? हम कितने प्रकार की भाषा का प्रयोग करते हैं? नाम लिखो।
2. **लिंग बदलो:**
 - घोड़ा – घोड़ी
 - पिता – माता
 - भाई – बहन
 - राजा – रानी
 - शेर – शेरनी
3. **वचन बदलो:**

- एकवचन → बहुवचन: घोड़ा, पुस्तक, लड़की, नदी, कली।
 - बहुवचन → एकवचन: पेड़ों, बच्चों, कलमों, औरतों, गायों।
4. **संज्ञा की पहचान:** नीचे दिए अनुच्छेद से संज्ञा शब्द छाँटकर लिखो।

"दिल्ली भारत की राजधानी है। यहाँ लाल किला और कुतुब मीनार है। रमेश अपने परिवार के साथ वहाँ गया। उसने खूब आम खाए।"

5. **अनौपचारिक पत्र:** अपने दादाजी को पत्र लिखकर बताओ कि तुमने गर्मी की छुट्टियाँ कैसे बिताईं और इकाई परीक्षा की तैयारी कैसे कर रहे हो।

भाग 3: रचनात्मक एवं क्रियात्मक गतिविधि 2

परियोजना कार्य: "मेरा सपनों का स्वच्छ भारत - मेरा पड़ोस" (रोल नंबर 1-11)

• **कैसे बनाएँ:**

1. A3 साइज शीट लो। बीच में अपने आदर्श पड़ोस का चित्र बनाओ।
2. **जरूरी चीजें:** साफ सड़क, डस्टबिन, पार्क, पेड़, सोलर लाइट, खेल के मैदान, हँसते-खेलते बच्चे, मदद करते लोग।
3. चारों तरफ 5 स्लोगन लिखो। जैसे:
 - "हरियाली अपनाओ, पड़ोस स्वर्ग बनाओ"
 - "जहाँ स्वच्छता है, वहीं प्रभु का वास है"
4. नीचे एक पॉकेट बनाओ। उसमें "मेरी प्रतिज्ञा" की पर्ची डालो।
 - **मेरी प्रतिज्ञा:** मैं रोज अपने घर के आस-पास _____ करूँगा/करूँगी। (5 प्रतिज्ञा लिखो)।

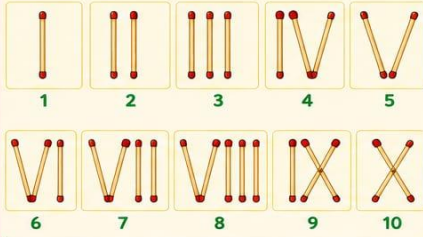
भाग 4: दैनिक अभ्यास (रोल नंबर 12-23)

1. **समाचार वाचन:** रोज अखबार से 5 नए हिंदी शब्द ढूँढो, काटकर कॉपी में चिपकाओ और अर्थ लिखो। कुल 25 शब्द।
2. **डायरी लेखन:** छुट्टियों के 7 दिनों की डायरी लिखो। क्या किया, क्या सीखा, कैसा लगा?

बच्चों, गर्मी है तो पढ़ाई के साथ मस्ती भी जरूरी है! ☐☐ रोज 1 घंटा पढ़ो, बाकी समय खेलो-कूदो।

Activity 1: Roman Numbers Magic

Write Roman numbers (1-10) using matchsticks



Activity 2: Place Value Model


Make a working model for the numbers

	Lakhs	Ten Thousands	Thousands	Hundreds	Tens	Ones
234790	2	3	4	7	9	0
564789	5	6	4	7	8	9
343762	3	4	3	7	6	2
487623	4	8	7	6	2	3

Activity 3: Shape Robot

Make a robot using shapes

● Circle ▲ Triangle ■ Square



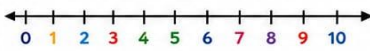
Worksheet 1 (Basics)

Fill in the blanks:

- Smallest 1-digit number = _____
- Largest 1-digit number = _____
- Smallest 2-digit number = _____
- Largest 2-digit number = _____
- Smallest 3-digit number = _____
- Largest 3-digit number = _____
- 1 ten = _____ ones
- 1 hundred = _____ tens
- 10 hundreds = _____ thousand
- Successor of 999 = _____



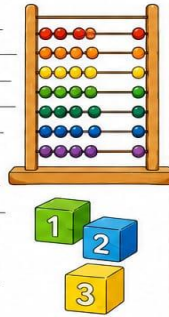
Number Line



Worksheet 2 (Thinking Time)

Fill in the blanks:

- Predecessor of 7390 = _____
- Place value of 5 in 6358 = _____
- Place value of 0 is always _____
- Face value of 7 in 6378 = _____
- Number before 2000 = _____
- Next number is called _____
- Smallest even number = _____
- Smallest odd number = _____
- Number name of 10788 = _____
- 30,075 in numerals = _____



Worksheet 3 (Challenge Zone)

1 Predecessor & Successor

Predecessor	Number	Successor
	5950	
	7000	
	2099	
	3999	

2 Number Names

- 9087 → _____
- 8906 → _____
- 7508 → _____
- 4563 → _____

3 Write Numerals

- Four thousand six hundred forty three → _____
- Nine thousand seven → _____
- Five thousand nine hundred nineteen → _____
- Two thousand eight hundred nine → _____



SUBJECT: EVS CLASS: 3

Holidays are the best time to learn with fun and creativity.

Complete your work neatly and enjoy the activities.

★ Learn with Joy! ★

WORKING MODEL (MAKE ACCORDING TO YOUR ROLL NUMBER)

ROLL NO.
1 TO 5

MODEL 1:
HEALTHY HABITS WHEEL



Materials Required:
Cardboard, coloured paper,
split pin, marker, scissor,
glue.

Procedure:

- Make a circular wheel.
- Divide it into 4 parts.
- Write and draw healthy habits.
- Fix a pointer with a split pin.
- Rotate the wheel.

ROLL NO.
6 TO 10

MODEL 2:
WATER CYCLE MODEL



Materials Required:
Shoe box, coloured paper,
cotton, glue, marker,
scissor.

Procedure:

- Make a base using shoe box.
- Show sun, water, clouds and rain.
- Use arrows to show the cycle.

ROLL NO.
11 TO 15

MODEL 3:
SOLAR SYSTEM MODEL



Materials Required:
Thermocol balls, skewers,
colours, black chart paper,
glue, scissor.

Procedure:

- Paint the balls as planets.
- Fix them with skewers.
- Arrange around the sun.
- Label the planets.

ROLL NO.
16 TO 20

MODEL 4:
PLANT LIFE CYCLE MODEL



Materials Required:
Cardboard, coloured paper,
small pots/cups, soil, seeds,
glue, marker, scissor.

Procedure:

- Make a base and background.
- Show 5 stages of plant life.
- Label each stage.
- Decorate neatly.

ROLL NO.
21 ONWARDS


MODEL 5:
ANIMAL HABITAT MODEL



Materials Required:
Shoe box, clay/toys,
coloured paper, glue,
markers, scissor.

Procedure:

- Make land, water and air sections.
- Place animals in their habitats.
- Decorate and label.



EVS

WORKSHEET



Holidays are the best time to learn with fun and creativity.
Complete your work neatly and enjoy the activities.

★ Learn with Joy! ★

A. Fill in the blanks

- The brain helps us to think and _____ things.
- We should exercise daily to stay _____.
- Food gives us energy to work and _____.
- We should drink _____ glasses of water.
- Diwali is known as the festival of _____.

C. Circle the correct answer

- Two bag-like organs called (lungs / Stomach).
- We should brush our teeth (once / twice) a day.
- Junk food is (healthy / unhealthy).
- Eid-ul-Fitr is celebrated after (Ramzan / Diwali).

E. One Word Answers

- Organ that controls the functions of all the parts of the body → _____
- One protective food → _____
- Special sweet made on Eid → _____
- Festival where people burn crackers → _____
- Festival celebrated with Santa Claus → _____

B. Match the following

Column A	Column B
1. Exercise	A. Love and care
2. Heart	B. Strong bones
3. Milk	C. Pumps blood
4. Holi	D. Healthy body
5. Family	E. Colours

D. Short Answer Questions


- Why is exercise important?

- What kind of food should we eat?

- How do we celebrate Diwali?

- Write two ways to stay healthy.

F. Draw and label any two sense organs.



G. Think and Answer

- What will happen if we don't eat healthy food?

- Why do we celebrate festivals?



H. True or False

- Fruits and vegetables are energy giving food. ()
- We should eat junk food daily. ()
- The brain controls our body. ()
- We should sleep at least 8-10 hours daily. ()
- We should waste water while brushing teeth. ()
- Reading books helps us to gain knowledge. ()

I. Think and Answer

- Apple, Chair, Banana, Mango
- Pencil, Milk, Juice, Water
- Dog, Cat, Elephant, Rose
- Notebook, Pencil, Shirt, Eraser



HOLIDAY TIPS

- Eat healthy food.
- Drink plenty of water.
- Help your parents at home.
- Keep your surroundings clean.
- Use time creatively.

INSTRUCTIONS

- Complete all work neatly.
- Use your own creative ideas wherever needed.
- Parents may guide the child.
- Submit the homework after the holidays.

☆ NOTE: Holidays helps us to gain knowledge and creativity. ☆

COMPUTER

Topic: Working of Computer

Q1. Fill in the blanks:

A computer works on IPO cycle.

I stands for ___.

P stands for ___.

O stands for ___.

Q2. Match the following:

Input Device

Output Device

Keyboard

Monitor

Mouse

Printer

Q3. Write short answers:

What is input?

What is processing?

What is output?

Q4. Draw the IPO Cycle:

Input → Process → Output

Q5. Tick (✓) the correct answer:

Which device shows the result?

a) Monitor

b) Keyboard

c) Mouse

Which device is used for input?

a) Printer

b) Keyboard

c) Speaker

GENERAL KNOWLEDGE

Topic: My Incredible India IN

Cover Page

Student Name: _____

Class & Section: _____

Roll Number: _____

School Name: _____

Draw and colour the Indian flag neatly.

Page 1 – National Symbols of India

Symbol.	Name
National Animal	Tiger
National Bird	Peacock
National Flower	Lotus
National Fruit	Mango
National Tree	Banyan Tree
National Anthem	Jana Gana Mana

Paste or draw pictures of these symbols.

Page 2 – Famous Monuments

Write 2–3 lines about each monument:

1.Taj Mahal

2 .India Gate

3 .Qutub Minar

Draw and paste picture

Page 3 – States and Capitals

State	Capital
Delhi.	New Delhi
Rajasthan	Jaipur
Maharashtra	Mumbai
Punjab.	Chandigarh
Uttar Pradesh	Lucknow

Learn and write neatly.

Page 4 – Great Indian Personalities

1.Mahatma Gandhi

Known as the Father of the Nation.

2.A. P. J. Abdul Kalam

Known as the Missile Man of India.

3.Rani Lakshmi Bai

She was a brave freedom fighter.

Page 5 – GK Fun Facts

- India is my country.
- The national currency of India is Rupee.
- capital of India is New Delhi.
- The Ganga is a famous river of India.
- Mango is called the king of fruits.

Activity Page 🧐

- Do any one activity:
- Make the Indian flag with coloured paper.
- Draw your favourite monument.
- Paste pictures of national symbols.
- Make a map of India and colour it.

Conclusion

“I am proud to be an Indian.”

✂️ Decorate the project with colors, borders, and stickers for a creative look.



SUBJECT: MORAL EDUCATION



KINDNESS JAR ACTIVITY



Take a jar or box and **decorate it creatively**. During the holidays, whenever you do a good deed (helping parents, sharing, speaking politely, caring for animals, etc.), write it on a small slip and put it in the jar.

Examples of Good Deeds

I helped my parents.



I shared my things.



I spoke politely.



I cared for animals.



I helped in cleaning.

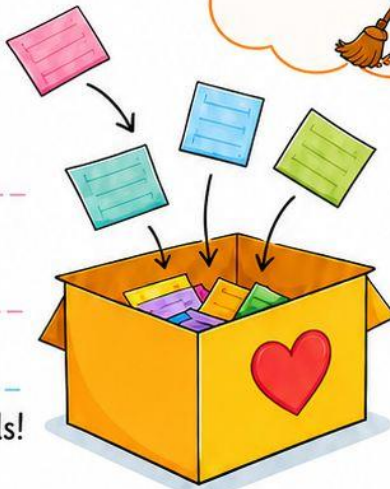


I watered plants.



Steps to Follow:

- 1 Decorate your jar or box.
- 2 Write each good deed on a small slip of paper.
- 3 Put the slip in the jar.
- 4 Fill it with lots of kind deeds!



You can write things like:

- ♥ I helped my sister with her homework.
- ♥ I gave water to a thirsty bird.
- ♥ I said "Please" and "Thank you".



After the holidays, bring your Kindness Jar to school and **share your favourite good deed** with the class.

Let's make kindness a habit!



ART

1. Visit a garden or park and collect leaves of different shapes and sizes. Using these leaves, create attractive face expressions such as happy, sad, angry, surprised, and funny faces. Paste the leaves neatly on an A3 sheet and decorate them creatively using colours or sketch pens. Ensure that the work is clean, colourful, and well presented.

The image is for reference



2. Students are instructed to prepare a beautiful and creative flower vase using the concept of “**Best Out of Waste**”. Reusable materials, such as plastic bottles, newspapers, cardboard, ice cream sticks, or other household waste, can be used for this activity. The flower vase should be neatly designed, attractively decorated, and properly presented.

Video link - <https://www.youtube.com/shorts/zKXqmwShmos>