



SIDHESHWAR
PUBLIC SCHOOL
Learning Breeds Courtesy

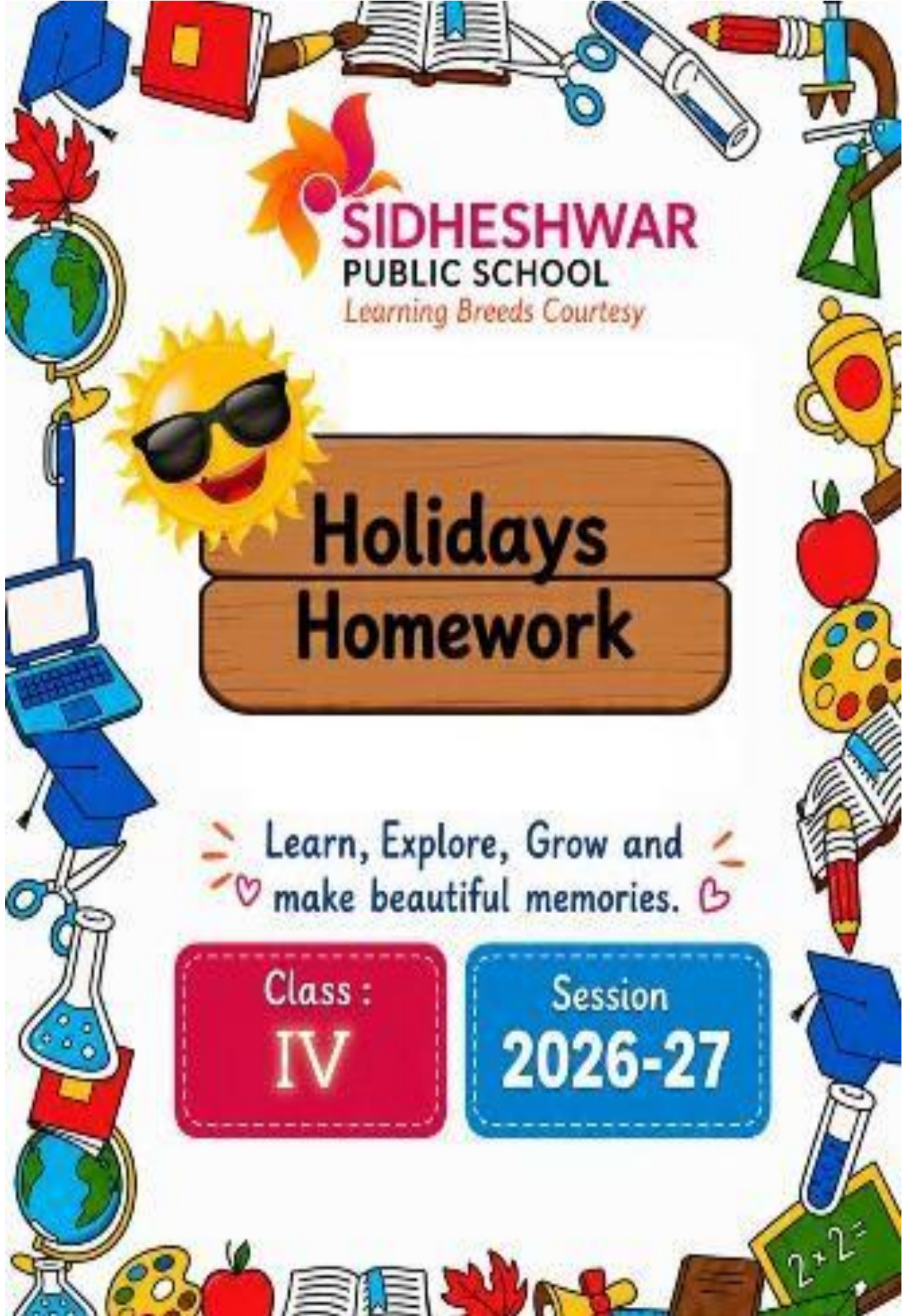


Holidays Homework

Learn, Explore, Grow and
make beautiful memories.


Class :
IV

Session
2026-27





ENGLISH



SECTION A - WRITING SKILLS

Q1. Formal Letter (Application)

Write an application to your Principal asking for two days' leave due to fever.

To,
The Principal
_____ School

Date: _____
Subject: Application for leave
Respected Sir/Madam,

Thanking you,
Yours obediently,

(Name)
Class IV __ Section __ Roll No. __

Get well soon! ❤️



SECTION B - GRAMMAR

Q3. Identify the kind of sentence:

- What a beautiful painting it is! _____
- Please open the window. _____
- I am going to the market. _____
- Where do you live? _____



Q4. Underline the subject and circle the predicate:

- The little girl is singing a song.
- My father drives carefully.



Q5. Write whether the noun is Common or Proper:

- Delhi _____
- river _____
- Riya _____
- teacher _____



LITERATURE (RTC)



"When the house landed, Dorothy opened the door slowly. She saw beautiful flowers, green grass and small colourful houses."

QUESTIONS & ANSWERS

1) What did Dorothy open slowly?

2) What did she see outside?

3) How were the houses?

4) The houses were small and colourful. (True / False)

5) Find two naming words from the passage.

- _____
- _____

Q2. Notice Writing (Lost Notice)

You have lost your water bottle in the school playground. Write a notice for the school notice board.




Q6. Fill in the blanks with collective nouns:

- A _____ of players.
- A _____ of birds.




Q7. Write whether the nouns are Countable or Uncountable:

- Milk _____
- Apples _____
- Sugar _____
- Books _____



Q8. Choose the correct noun:

- (Honesty / Table) is the best policy.
- We saw a (flock / bottle) of sheep.



Q9. Make sentences using these nouns:

- School _____
- Team _____



CURSIVE WRITING (DAILY PRACTICE)

Complete one page of cursive writing daily.

A a B b C c
D d E e F f



ACTIVITIES

ROLL NO. : 11 TO 20

SENTENCE HOUSE

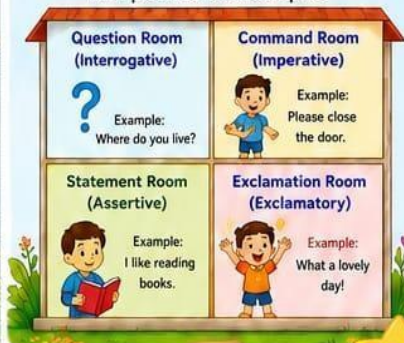
Draw a big house with 4 rooms. Each room shows one kind of sentence with pictures and examples.



ROLL NO. : 21 TO 31

SENTENCE HOUSE

Draw a big house with 4 rooms. Each room shows one kind of sentence with pictures and examples.



ROLL NO. : 1 TO 10

NOUN HOUSE MODEL

Make a small house using cardboard. Different rooms can show different kinds of nouns.



हिंदी

- अभ्यास पुस्तिका में करवाया गया संपूर्ण लेखन कार्य याद करो।
- प्रतिदिन हिंदी समाचार पत्र पढ़ो।
- **नोट:** ग्रीष्मकालीन अवकाश **A4 शीट** पर करें और फोल्डर बनाइए।
- अपने स्वास्थ्य को अच्छा बनाएँ रखने के लिए कोई पाँच उपाय लिखो।
- प्रतिदिन अपनी सुलेख पुस्तक (प्रयास) में एक सुलेख लिखें।

प्रश्न 1. निम्नलिखित प्रश्नों के उत्तर दीजिए:-

1. मकड़ी किसके लिए विषैली होती है?
2. कविता में बताई गई भारत देश की विशेषताओं पर दो पंक्तियाँ लिखिए।
3. देश में किसके गीत व उपदेश पूजे जा रहे हैं?

प्रश्न 2. निम्नलिखित अनेकार्थी शब्दों के अलग-अलग अर्थ लिखिए-

क. पूर्व ख. जल

प्रश्न 3. निम्नलिखित शब्दों का वर्ण विच्छेद कीजिए:-

क. तौलिया - ख. खिड़की - ग. कबूतर -

प्रश्न 4. निम्नलिखित शब्दों के विलोम लिखिए:-

- कायर -
- जीवन -
- अपना -
- हर्ष -

प्रश्न 5. निम्नलिखित शब्दों के लिंग बदलकर लिखिए।

- बंदर
- चिड़ा
- हाथी
- सेवक

प्रश्न 6. अनौपचारिक पत्र का प्रारूप लिखिए।

प्रश्न 7. किसी एक धार्मिक त्योहार पर अनुच्छेद लिखिए।

अनुक्रमांक 1 से 10: नीचे दिए गए चित्र की सहायता से विलोम शब्दों पर वर्किंग मॉडल बनाएँ।



अनुक्रमांक 11 से 20: नीचे दिए गए चित्र की सहायता से विशेषण का वर्किंग मॉडल बनाएँ।



अनुक्रमांक 21 से 30: नीचे दिए गए चित्र की सहायता से संज्ञा पर चार्ट बनाएँ।



SUBJECT: MATHEMATICS

Holidays are the best time to learn with fun and creativity.

Complete your work neatly and enjoy the activities.

★ Learn with Joy! ★

PART 1 - TABLES

- Revise tables 2 to 20.

$2 \times 1 = 2$	$2 \times 2 = 4$
$2 \times 3 = 6$	$2 \times 4 = 8$
$2 \times 5 = 10$	$2 \times 6 = 12$
$2 \times 7 = 14$	$2 \times 8 = 16$
$2 \times 9 = 18$	$2 \times 10 = 20$
$3 \times 1 = 3$	$3 \times 2 = 6$
$3 \times 3 = 9$	$3 \times 4 = 12$
$3 \times 5 = 15$	$3 \times 6 = 18$
$3 \times 7 = 21$	$3 \times 8 = 24$
$3 \times 9 = 27$	$3 \times 10 = 30$

$$19 \times 10 = 190$$

$$20 \times 10 = 200$$

PART 2 - PROJECT WORK (Maths)

- Make a 3d model of angles

(Sample)


Roll No. 1-10



- Make a 3d model on different types of triangles

(Sample)

Roll No. 11-20



- Make a maths shape city using 2d and 3d shapes

(Sample)

Roll No. 21 onwards



MATHS WORKSHEET - WORD PROBLEMS (CLASS IV)

- On holiday Sam. Spent Rs.3,469 on petrol Rs.3,826 on food and 3,640 on stay. How much did their holiday cost them?
- The annual fees for their daughter is 46,320. Their son's school fees is Rs. 463. How much school fees do they pay altogether?
- A car covered a distance of 9,825 km in first week, 8,320 km in second week and 680 km in third week. How many kilometers did it travelled in all?
- On Christmas day Tom collected Rs. 28,162 ,Rs. 5932 and Rs. 36,154 from three persons. How much did he collect altogether?
- 4,326 people are in village. Of these 435 are children. How many are adults ?
- On new year day , the bank received Rs.68,314 and gave out Rs. 9,402. How much more money was received by the bank?
- In a garden there are 96,431 roses. 84,309 roses are plucked then total how many roses are left in the garden.
- Anjali had Rs. 79,246 in her pocket. She gave Rs. 64,839 to her brother. How much money is remaining with her?
- Rita has Rs.9000 she purchased a bag for Rs.4,321. How much amount is left with her.?

MATHS WORKSHEET - NUMBER SYSTEM (CLASS IV)

Q1. Write the mobile number of your mother and father and circle in Blue colour if it is Odd and Red colour if it is Even.

Mother: _____

Father: _____

Q2. Write the periods and place value of the underlined digit in the numeral.

Numeral	Period	Place	Place Value
e.g. 43,25,089	Lakhs	Ten Lakhs	30,00,000
7,48,976			8 thousand
69,74,257			
3,56,780			
62,480			

HOLIDAY TIPS

- ✓ Eat healthy food.
- ✓ Drink plenty of water.
- ✓ Sleep on time.
- ✓ Revisit what you have learnt.
- ✓ Keep your surroundings clean.
- ✓ Play outdoor games.



INSTRUCTIONS

- ✓ Complete all work neatly.
- ✓ Use colourful materials wherever needed.
- ✓ Do your project work creatively.
- ✓ Parents may guide the child.
- ✓ Submit the homework after the holidays.



NOTE

Do your holiday homework with love, care and sincerity.



Wishing you a happy, healthy and joyful vacation!

ALL THE BEST!

SCIENCE

Summer Break Guidelines



- Go for a morning walk
- Spend quality time with your grandparents
- Play outdoor games daily
- Eat balanced diet daily
- Water the potted plants
- Do some yoga exercises daily

Instructions



- ✓ Use a scrapbook or Chart and follow the instructions carefully
- ✓ Make the cover page very attractive with the title: Amazing world of Plants
- ✓ Be as neat and colorful as possible!

Roll No. 1-6



A. Plant a tree of your height in your home or in a park and care and water it daily. Write about: Name, Fruit, Does it give shade, What other products trees provide us?

Roll No. 7-12



Collect different coloured leaves and paste them in your scrapbook according to their sizes.

Roll No. 13-18

Part 1: Adaptation in terrestrial plants 🌱
Task: In a scrapbook show the Adaptations in terrestrial plants on the basis of their climate and soil (plains, coastal, hilly etc).



Roll No. 19-24

Part 2: Adaptation in aquatic plants 🌿
Task: In a scrapbook, show the adaptations in aquatic plants on the basis of their types.



Roll No. 25+

Mini Habitat Box: Create a small shoebox habitat (terrestrial 25-27, aquatic 28+) and write a few lines about it.



Amazing World of Plants

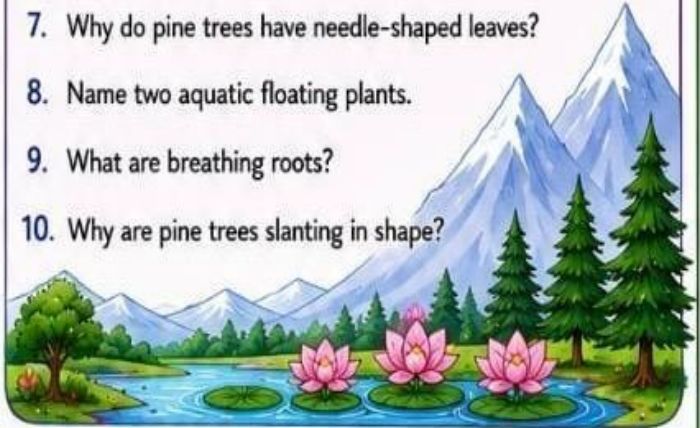
A. FILL IN THE BLANKS

- The _____ absorbs water from the soil.
- The _____ carries water and food to all parts of the plant.
- Green leaves prepare food by the process called _____.
- Seeds are found inside the _____.
- Adaptation helps plants survive in their _____.
- A cactus grows well in the _____.
- Lotus is an example of a _____ plant.
- Pine trees are found in _____ regions.
- Mangrove plants grow in _____ areas.
- _____ is a place where anyone lives.



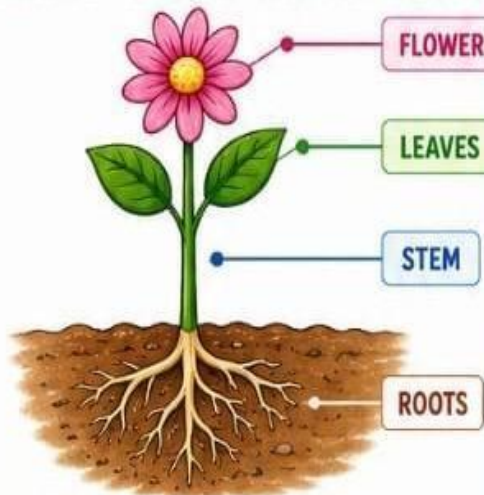
B. ANSWER THE FOLLOWING QUESTIONS

- What are the main parts of a plant?
- Write two functions of roots.
- How does the stem help the plant?
- If plants had no roots, what would happen?
- What is adaptation?
- How does a cactus survive in the desert?
- Why do pine trees have needle-shaped leaves?
- Name two aquatic floating plants.
- What are breathing roots?
- Why are pine trees slanting in shape?



C. DRAW AND LABEL

Draw a plant and label these parts:



ROOTS

Absorb water and minerals from the soil and anchor the plant.



STEM

Supports the plant and carries water and food to all parts of the plant.



LEAVES

Prepare food for the plant by the process of photosynthesis.



FLOWER

Helps in reproduction and later forms fruits and seeds.

FUN PLANT FACTS

- ✓ Plants give us oxygen.
- ✓ Plants provide food and fruits.
- ✓ Trees give us shade and wood.
- ✓ Many medicines come from plants.
- ✓ Plants keep our Earth green and beautiful.




PLANT ADAPTATIONS

CACTUS (DESERT PLANT)



- Thick stem stores water.
- Spines reduce water loss.

LOTUS (AQUATIC PLANT)



- Broad floating leaves.
- Waxy surface keeps leaves dry.

PINE TREE (COLD REGION PLANT)



- Needle-shaped leaves reduce water loss.
- Slanting shape helps snow slide off.

MANGROVE PLANT (COASTAL PLANT)



- Special breathing roots grow above water.

"Plants Today, Life Tomorrow!"



Social Science Assignment

India ,The Northern Mountains, The Northern Plains & The Great Indian Desert

“Explore Incredible India” Assignment

Part A – The Northern Mountains

1. Fill in the Blanks

- A) The Himalayas are the _____ mountains in the world.
 B) Many rivers start from the _____ mountains.
 C) The climate in the mountains is very _____.

2. Mountain Fun Fact Box

Write any 2 interesting facts about the Himalayas.

- _____
- _____

Part B – The Northern Plains

Q.1 Match the Following

Column A.

Column B

- | | | |
|-----------------|---|-----------|
| 1. Ganga | • | crop |
| 2. Fertile land | • | River |
| 3. Wheat | • | Flat land |
| 4. Plains. | • | Farming |

Q.2 Answer in One Line

- A) Why are the Northern Plains good for farming?

- B) Name any two crops grown in the plains.

Part C – The Great Indian Desert

1. Tick the Correct Answer ✓

- A) The Great Indian Desert is also called:
 Sahara Desert Thar Desert Cold Desert
- B) The desert receives:
 Heavy rainfall Very little rainfall Snowfall

2). Unscramble the Words

- MLEAC → _____
 DSRETE → _____
 NASD → _____

Part D – Map Activity

On an outline map of India:

- Colour the Himalayas
- Colour the Northern Plains
- Colour the Great Indian Desert



Part E – Speak & Learn

Speak 5 lines on:

“Why I Love India’s Different Landforms”

- _____
- _____
- _____
- _____
- _____

Bonus Creative Activity

“Travel Ticket to India”

Make a pretend travel ticket showing:

- ★ Destination: Himalayas / Plains / Desert
- ★ Things to carry
- ★ Food famous there
- ★ Clothes people wear
- ★ Decorate with stickers and colours.



★ Note

- Use neat handwriting.
- Paste pictures wherever possible.
- Make colourful borders.
- Submit in a decorated file/folder.



SOCIAL SCIENCE



- ✦ Do all the work neatly.
- ✦ The work to be done on A3 size sheet .
- ✦ Learn and revise the work done in the class.
- ✦ **Activity 1 for all the students**
- ✦ **Activity 2 and 3 for roll no 1 to 10**
- ✦ **Activity 4 and 5 for roll no 11 to 20**
- ✦ **Activity 5 and 6 for roll no 21 to 31**



ACTIVITY 1 CREATE YOUR OWN TRAVELOGUE

1. Travelling is one of the best hobbies that one can have. Travelling offers an opportunity for adventure; it satisfies one's sense of beauty and gives one a feeling of power over the things around him.

Make a travelogue showing the attractive features of a state of your choice. You can make a daily record of the places you visit , the monuments you explore , The food you eat and the experiences you have. Also write about the people, their clothes and culture. Try and include descriptions of landscape, weather and scenic beauty of the place.

VIDEO FOR REFERENCE



OR

- ✦ Make a papier Mache model of the Great Himalayan ranges showing the rivers, valleys and passes among them.

https://youtu.be/PufrYH3xeu8?si=L_q21tk8H81z6XFh

ACTIVITY 2. Few Indian states have a major river ,dam, and lake or a canal.

Complete the table and list one main dam,river ,or river located in different states

State	River	Dam	Lake \Canal

ACTIVITY 3. On an outline political map of India mark and label any four states of your choice. Identify and write in which physical division they belong to.

ACTIVITY 4. <https://youtu.be/Zeit8arQ6yg>

See the above video and write few lines about any one of the following-
 ✦ farming in Northern plains ✦ Major rivers ✦ Tourist places

ACTIVITY 5. RESPECT FOOD

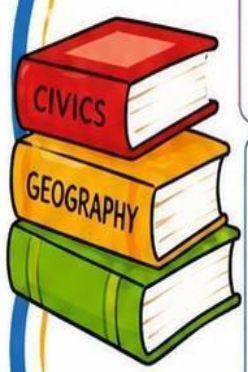

Find about any one traditional cuisine of a state of India. Select one state from each direction. Write what all spices are used in it and collect the information to present in a tabular form along with relevant pictures on an A3 sheet.

S.NO	CUISINES	SPICES	LOCAL NAME	POPULAR NAME	NAME ANY MEDICINAL	IMAGE

ACTIVITY 6. COMPARISON

India is a land of pictures, beauty, the crown of our pride, the land of diversities, the land of culture and style. Let's explore any two states of different directions and make a comparison table as given below on A-3 size sheet.

BASIS OF COMPARISON	STATE 1	STATE 2



COMPUTER

Topic: Managing Data

Q1. Fill in the blanks:

Data means ___.

Information stored in a computer is called ___.

Files are stored in ___.

We use folders to ___ files.

Q2. Write True or False:

Data can be numbers and text. ____

Files cannot be deleted. ____

Folders help to organize files. ____

Saving data is important. ____

Q3. Answer the following:

What is data?

Why do we save files?


What is a folder?

Write steps to save a file.

Q4. Activity:

Create a folder on the computer named "My Homework".

GENERAL KNOWLEDGE

 GK Holiday Project: "My Amazing World Book"

 Instructions

Make a small scrapbook/project file (8–10 pages)



Use drawings, pictures, and colors

Write in neat handwriting

Page 1: Cover Page


Title: "My Amazing GK World"

Name, Class, Section

Decorate with Earth, stars, flags  


Page 2: About My Country (India)

Capital: New Delhi

National Animal: Tiger 

National Bird: Peacock

National Flower: Lotus 

 Draw or paste pictures

Page 3: Famous Monuments

Paste/draw:

Taj Mahal

Red Fort

Qutub Minar

Write 1 line about each.

Page 4: Our Solar System

Draw Sun and 8 planets

Write names in order

 Add fun fact: Earth is our home 

Page 5: Animals Around Us

Make 3 groups:

घरेलू (Pet): Dog, Cat

जंगली (Wild): Lion, Elephant

जल (Water): Fish

Page 6: Festivals of India

Paste/draw:

Diwali ☐

Holi 🎉

Eid 🌙

Write 1 line each

 **Page 7: Good Habits**

Write & draw:

Wake up early

Respect elders

Keep surroundings clean


 **Page 8: Current GK Fun**

Prime Minister of India


Currency: Rupee

Our planet: Earth





SUBJECT: MORAL EDUCATION



Prepare “My Good Values Booklet”


Make a small booklet using 4–5 sheets and include the following moral values.

INSTRUCTIONS

- Use 4–5 sheets to make your booklet.
- Follow the given pages and activities.
- Write neatly and draw or paste pictures.
- Decorate your booklet neatly and creatively.
- Be honest and original in your work.


1 HONESTY

Write 2 lines about honesty.



2 KINDNESS


Draw a picture showing kindness.



3 RESPECT



Write 3 ways to respect elders and teachers.

1. _____
2. _____
3. _____




4 CLEANLINESS

Paste or draw a picture related to cleanliness.



5 THANK YOU PAGE

Write a short thank-you note for your parents or teacher.



ART

1. Make any 2 creative face masks of your favourite animal by using paper plate and colored paper.

The image is for reference



2. Students are instructed to prepare a creative “Best Out of Waste” craft item such as a photo frame or wall hanging using recycled materials like paper folding, ice cream sticks, cardboard, newspapers, or other waste materials available at home. Students are encouraged to decorate their work attractively and present it neatly.

Video link - <https://youtu.be/qQKI7UinVzQ>