



**SIDHESHWAR**  
PUBLIC SCHOOL  
*Learning Breeds Courtesy*

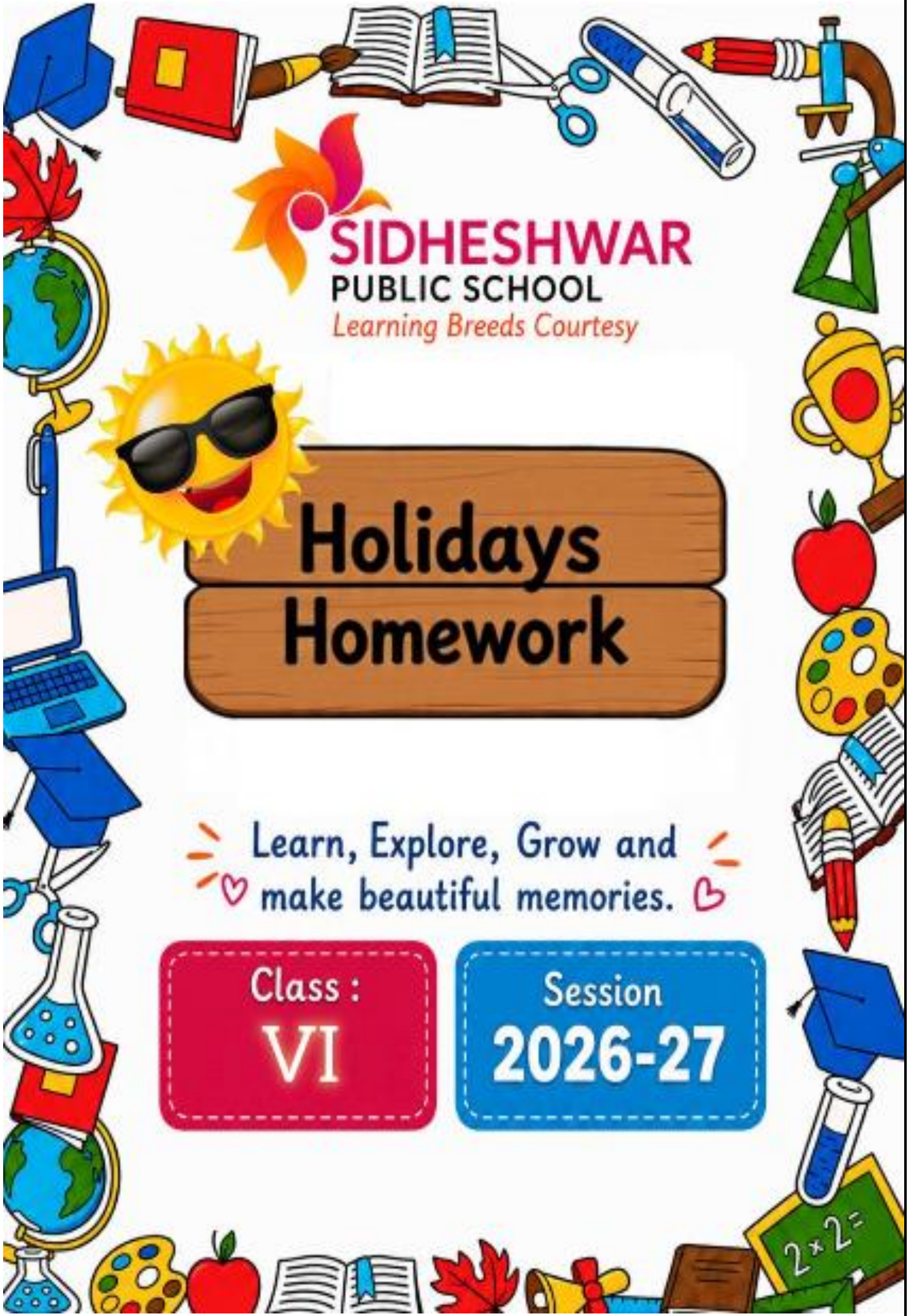


# Holidays Homework

Learn, Explore, Grow and  
♥ make beautiful memories. ♥

Class :  
**VI**

Session  
**2026-27**



# English

**Holidays are not just a break from school but a wonderful time to relax, explore, read, and improve your English skills. Let's use this time in a fun and meaningful way to become better readers, writers, and speakers.**

---

## SUMMER BREAK GUIDELINES

- Stay hydrated and eat healthy food.
- Read English storybooks every day.
- Practice writing neatly every day.
- Avoid excessive screen time.
- Help your parents and be responsible.
- Learn at least 5 new English words daily.

## GENERAL INSTRUCTIONS

- Complete all work neatly in your English notebook.
  - Use proper headings, margins, and colorful presentation.
  - Make charts attractive and creative.
  - Revise the covered syllabus regularly.
  - Submit your work after the holidays.
- 

## ENGLISH HOLIDAY HOMEWORK DETAILS

### 1. Complete the following worksheets in the English Assignment Book:

- Comprehension (Page 7-20)
- Notice Writing
- Adjectives (Page 22-25)
- Articles (Exercise 0) (Page 228)
- Tenses (Page 246-257)
- Adverts (Page 254-255)
- Learn and write poem words in the fair register.

### 2. Learn and Write on A4 Size Sheet:

- Antonyms & Synonyms
- Homophones / Homonyms
- Jumbled Sentences

### 3. Revise the Covered Syllabus

---

## TO BE DONE IN SCRAPBOOK (By all the students)

### 1. Environment Protection – Bishnoi Community

**Paste/Paint Pictures of:** Trees and plants, Animals and birds, People planting trees. **Answer These Questions:**

1. Who are the Bishnoi people?
2. Why is protecting nature important to them?
3. How can we emulate their spirit in our daily lives?
4. What is a "Sacred Grove"?
5. Write any three ways students can help protect the environment. **Creative Task:** Design a "Save Nature" poster and slogan.

### 2. Recycling and Saving the Planet

**Paste Pictures of:** Recycling bins, Plastic waste, A clean Earth vs. a polluted Earth. **Answer These Questions:**

1. What is recycling?
2. Name three things that can be recycled.
3. How does recycling help the planet?
4. What problems are caused by plastic?
5. Write three habits that can help the Earth. **Activity:** Make a small toy or "Reduce, Reuse, Recycle" model from scrap.

### 3. Character Footprint – Afroz Shah

**Paste Pictures of:** Clean beaches, Volunteers cleaning, Afroz Shah. **Answer These Questions:**

1. Who is Afroz Shah?
2. Which beach did he clean?
3. What inspired him to protect the environment?
4. What values did we learn from his work?
5. How can students help keep their surroundings clean? **Reflection:** Write 5-8 lines on "What I will do to protect the environment."

### 4. Justice Code – Classroom Constitution

**Paste Pictures of:** Students helping each other, Clean classrooms, Diverse groups. **Answer These Questions:**

1. Why should students respect each other?
  2. What does "justice" mean?
  3. How can we help our community?
  4. What rules should we follow in school?
  5. Why is teamwork important in school? **Activity:** Create your own "Classroom Rules" chart (at least 5 rules).
-

**FINAL NOTE FOR STUDENTS:** Make your holidays productive, creative, and enjoyable. Learn new things, stay curious, and come back with meaningful experiences. **"The more you read, the more you grow."**

## हिंदी

भाग क: साहित्य (Literature)

### प्रश्न 1: निम्नलिखित प्रश्नों के उत्तर संक्षेप में लिखिए।

1. 'जिंदादिल बनो' कविता के आधार पर बताइए कि विपरीत परिस्थितियों में हमें कैसा व्यवहार करना चाहिए?
2. 'बोनस का बादशाह' पाठ में मुख्य पात्र को यह उपाधि क्यों दी गई?
3. आपके अनुसार एक 'जिंदादिल' व्यक्ति के क्या गुण होते हैं? कोई तीन गुण लिखिए।

### प्रश्न 2: रचनात्मक अभिव्यक्ति

- यदि आपको 'जिंदादिल बनो' कविता के आधार पर किसी की मदद करने का अवसर मिले, तो आप क्या करेंगे? अपने विचार 50-60 शब्दों में लिखिए।

भाग ख: व्याकरण (Grammar)

### प्रश्न 3: रिक्त स्थानों की पूर्ति उचित शब्दों द्वारा कीजिए।

1. मन के भावों को बोलकर प्रकट करना भाषा का \_\_\_\_\_ रूप है।
2. हिंदी भाषा की लिपि \_\_\_\_\_ है।
3. वर्णों के व्यवस्थित समूह को \_\_\_\_\_ कहते हैं।
4. 'ज' और 'फ़' के नीचे लगा बिंदु \_\_\_\_\_ कहलाता है।

### प्रश्न 4: वर्ण-विच्छेद कीजिए।

1. पर्व
2. क्षमा
3. व्याकरण
4. ज्ञान

### प्रश्न 5: भाषा और व्याकरण का संबंध स्पष्ट करते हुए बताइए कि व्याकरण हमारे लिए क्यों आवश्यक है?

भाग ग: लेखन कौशल (Writing Skills)

### प्रश्न 6: चित्र वर्णन

(नीचे दिए गए निर्देशों के आधार पर किसी भी एक उपवन/पार्क के दृश्य का चित्र बनाए या अपनी पुरानी पुस्तक से कोई चित्र चिपकाकर उसका 80-100 शब्दों में वर्णन करें)

## संकेत बिंदु:

- चित्र में कौन-कौन है?
- वे क्या कर रहे हैं?
- वातावरण कैसा है?
- चित्र को देखकर आपके मन में क्या भाव आ रहे हैं?

## ☀️ ✨ विशेष गतिविधि (Activity) 🌟

हर समूह को भारत के अलग-अलग राज्यों (जैसे: तमिल, पंजाब, गुजरात, महाराष्ट्र, बंगाल ) की भाषा, उनकी लिपि और वहां के एक प्रसिद्ध वाक्य (जैसे: 'आपका स्वागत है') को A4 सीट पर सजाकर लिखना होगा।

रोल नं - 1-7 (तमिल) ।

22 - 28 (महाराष्ट्र) ।

8 -14 (पंजाब) ।

29 - 35 (बंगाल) ।

15 - 21 (गुजरात) ।

फायदा: इससे बच्चों को लिपि और भाषा के अंतर की व्यावहारिक समझ आएगी।

विद्यार्थियों के लिए निर्देश:

1. समस्त कार्य साफ़ और सुंदर लिखावट में होना चाहिए।
2. **नोट:** स्कूल खुलने के उपरांत यह असाइनमेंट आंतरिक मूल्यांकन (Internal Assessment) के लिए जमा किया जाएगा।

**छुट्टियाँ मंगलमय हों!**



# संस्कृत अधिन्यास

## कक्षा- छठी



### 1 वर्णविन्यासं/ संयोजन कुरुत।

- |           |                   |
|-----------|-------------------|
| 1 गणेशः । | 6 म्+ आ+त्+र्+आ । |
| 2 शिक्षकः | 7 स+ऊ+र्+य्+अः ।  |
| 3 कक्षा   | 8 म्+आ+त्+ऋ ।     |
| 4 छात्रः  |                   |
| 5 बाला    |                   |



### 2 शब्दरूपैः रिक्तस्थानानि पूरयत।

- 1 \_\_\_\_\_ हसति। (राम, प्रथमा, एकवचनम्)
- 2 \_\_\_\_\_ अत्र तिष्ठति। (देव, प्रथमा, एकवचनम्)
- 3 \_\_\_\_\_ फलं यच्छ। (देव, चतुर्थी, एकवचनम्)
- 4 \_\_\_\_\_ स्यूतं कुत्र अस्ति? (देव, षष्ठी, एकवचनम्)
- 5 एषः \_\_\_\_\_ विद्यालयः अस्ति। (लता, षष्ठी, एकवचनम्)



### 3 धातुरूपैः रिक्तस्थानानि पूरयत।

- 1 सः पुस्तकं \_\_\_\_\_। (पठ्, लट् लकार, प्रथमः पुरुषः, एकवचनम्)
- 2 अहं शीघ्रं \_\_\_\_\_। (चल, लट् लकारः उत्तमः पुरुषः, एकवचनम्)
- 3 नराः सत्यम् \_\_\_\_\_। (वद्, लट् लकारः प्रथमः पुरुषः, बहुवचनम्)
- 4 छात्राः \_\_\_\_\_। (लिख्, लट् लकारः प्रथमः पुरुषः, बहुवचनम्)
- 5 ते उच्चैः \_\_\_\_\_। (हस्, लट् लकारः प्रथमः पुरुषः, बहुवचनम्)

### 4 संख्यावाचिपदैः रिक्तस्थानानि पूरयत।

- 1 \_\_\_\_\_ अश्वः धावति। (1)
- 2 \_\_\_\_\_ बालिके हसतः। (2)
- 3 मम \_\_\_\_\_ मित्राणि सन्ति। (10)
- 4 \_\_\_\_\_ छात्राः धावन्ति। (15)
- 5 उद्याने \_\_\_\_\_ पुष्पाणि सन्ति। (20)



### 5 अव्ययैः रिक्तस्थानानि पूरयत।

मञ्जूषा- कदा, अत्र, तत्र, उच्चैः, अद्यां।

- 1 \_\_\_\_\_ रविवासरः अस्ति।
- 2 छात्राः \_\_\_\_\_ हसन्ति।
- 3 \_\_\_\_\_ बालकाः क्रीडन्ति।
- 4 ते \_\_\_\_\_ आगमिष्यन्ति?
- 5 वयं \_\_\_\_\_ पठामः।



### 6 संस्कृतभाषायाम् अनुवादं कुरुत।

- 1 वह पढ़ता है।
- 2 वह सच बोलता है।
- 3 मैं पत्र लिखता हूँ।
- 4 तुम हैस रहे हो।
- 5 हाथी चल रहा है।
- 6 दो बालक हैस रहे हैं।



### 7 संस्कृतं लिखत।

- 1 (दो) लिखते है।
- 2 (सब) नमस्कार करते है।
- 3 (सब) बोलते है।
- 4 (एक) देखता है।



### 8 मेलनं कुरुत।

- |           |                       |
|-----------|-----------------------|
| त्वाम् •  | • कौन सब (स्त्रीलिंग) |
| अस्मान् • | • वे सब (स्त्रीलिंग)  |
| ताः •     | • तुमको               |
| काः •     | • हम सबको             |

### 9 वाक्यानि रचयत।

- 1 अहम् \_\_\_\_\_
- 2 किम् \_\_\_\_\_
- 3 पठति \_\_\_\_\_
- 4 हसति \_\_\_\_\_
- 5 अहम् \_\_\_\_\_



संस्कृतं सुन्दरं भाषा, संस्कृतं राष्ट्रस्य भूषणम्।

## ग्रीष्मावकाशकालीन गृहकार्य

1



शब्दकोश निर्माण करो।  
स्क्रेप बुक में तीस शब्द अर्थ सहित  
चित्र बना कर लिखो।



2




लट् लकार के दस अनुवाद लिखो।



3




चार्ट बनाओ।



रोल नः -	विषयः
1-10	मम क्रीडाक्षेत्रम्
11-20	मम पुस्तकालयः
21-30	मम कक्षा
31-35	संख्या( 1-20)

समय का सदुपयोग करें, नियमित अध्ययन करें  
और अपने कार्य को सुंदर व स्वच्छ बनाएं।



## MATHS

### Part 1: Activities (By Roll Number)

#### Roll No. 1 – 9 | Activity 1: Mathematical Rangoli

- **Task:** Create a rangoli using **only shapes** (no numbers). Use circles, triangles, squares, rectangles, and semicircles in a simple symmetrical design.
- **Requirements:** Use bright colors. Work on an **A3 size sheet**.

#### Roll No. 10 – 18 | Activity 2: Grocery Store

- **Task:** Visit a mall, purchase your favorite items, check the bill, and create a table using actual price, discount, and your savings.
- **Goal:** Find the overall price on all items and the consolidated profit.
- **Requirements:** Work on an **A4 size sheet**. Paste the actual bill on the sheet.

#### Roll No. 19 – 27 | Activity 3: Tangram

- **Task:** Make different objects (animals, flowers, boats, etc.) using Tangram pieces.
- **Instructions:** Cut a tangram square into 7 pieces as shown in the reference. Use all 7 pieces to make different shapes.

#### Roll No. 28 – 36 | Activity 4: 3D Shapes from Waste

- **Task:** Use waste material (cardboard, paper rolls, boxes, bottles, etc.) to make any 3D shapes (cube, cuboid, cylinder, cone, or pyramid).
- **Requirements:** Decorate it and write their names and real-life uses.

---

### Part 2: Assignment Work (All Students)

#### Chapter: Patterns in Mathematics

1. What sequence do we get when we start adding up odd numbers?
2. Which number is missing in the pattern \$120, 115, 110, \dots, 100, 95\$?
3. Kavita was arranging her toy cars in rows. The first row had 4 cars, the second row had 6 cars. How many toy cars will be in the third, fourth, and fifth row if the same pattern is followed?
4. **Assertion (A):** The sequence \$1, 3, 6, 10, \dots\$ is called Triangular numbers.

**Reason (R):** The sequence of \$1, 2, 3, 4, 5, \dots\$ is called counting numbers.

(Choose: (a) Both A and R are true and R is correct explanation, (b) Both true but R is not explanation, (c) A is true R is false, (d) A is false R is true).

5. **Fill in the blanks:**
  - (i) The branch of Mathematics that studies patterns in whole numbers is called \_\_\_\_\_.
  - (ii) The terms in the number sequence \$3, 6, 12, 24, \dots\$ are generated by \_\_\_\_\_.
  - (iii) \_\_\_\_\_ numbers can be represented as dots forming a perfect square.
  - (iv) The pattern \$2, 4, 6, 8, 10, \dots\$ is a sequence of \_\_\_\_\_ numbers.
  -

**6. Case-based Questions:**

- In a nursery, plants are kept in rows where the number of plants follows a pattern. Row 1 has 3 plants, Row 2 has 6 plants, Row 3 has 9 plants.
- (i) How many plants in the 9th row?
- (ii) How many total plants in the 25th row?

**7. Match the following:**


- (i)  $1, 3, 6, 10, 15 \dots$   $\rightarrow$  (b) Triangular numbers
- (ii)  $1, 2, 3, 4, 5 \dots$   $\rightarrow$  (d) Counting numbers
- (iii)  $1, 4, 9, 16, 25 \dots$   $\rightarrow$  (a) Squares
- (iv)  $1, 7, 19, 37 \dots$   $\rightarrow$  (e) Hexagonal numbers
- (v)  $1, 8, 27, 64, 125 \dots$   $\rightarrow$  (c) Cubes

---

## Chapter: Number System

1. Diameter of Jupiter is  $142,800,000$  meters. Insert commas and write in Indian and International systems.
2. Radius of Earth is  $6400$  km and Mars is  $43,00,000$  m. Whose radius is bigger and by how much?
3. Estimate the sum of  $7826$  and  $12469$  rounded off to the nearest hundred.
4. Find estimated value according to general rule: (a)  $13275 - 6725$  (b)  $965 \times 325$ .
5. Solve in Roman numerals: (a)  $\text{LXVI} + \text{XXIX}$  (b)  $\text{CDXLIX} - \text{XCV}$ .
6. Find the product of Place value and Face value of  $8$  in  $32608135$ .
7. A tempo carries  $482$  boxes ( $15$  kg each). A van carries  $518$  boxes (same weight). Find total weight carried by both.
8. Hostel rent is  $\text{₹}500/\text{day}$  and lunch is  $\text{₹}100/\text{day}$ . Find total amount for 30 days.
9. Employee is paid  $\text{₹}5860/\text{month}$ . Find total salary paid to 97 workers.
10. A quire of paper contains 144 sheets. If Mohammad Ali purchased 13 quires in Jan, 15 in Feb, and 12 in March, find total sheets purchased in three months.

# SUBJECT - SCIENCE



Holidays are not just a break from school, but a valuable time for joyful learning and personal growth. They help students relax their mind and return refreshed with new energy and enthusiasm. Holidays provide an opportunity to explore nature, develop new hobbies, and learn important life skills beyond textbooks. During vacations, students can enhance their creativity through activities like drawing, reading, and hands-on learning. It is also a wonderful time to strengthen family bonds, share experiences, and create beautiful memories. Most importantly, holidays help maintain a balance between studies and fun, making learning more meaningful and enjoyable.

## SUMMER BREAK GUIDELINES FOR STUDENTS

- Stay hydrated and drink plenty of water and fresh juices.
- Follow a healthy daily routine (sleep on time and wake up early).
- Help your parents with small household activities.
- Spend at least one hour daily reading or learning something new.
- Avoid excessive screen time (mobile/TV).
- Keep your surroundings clean and green.
- Eat healthy food and avoid junk food.
- Stay safe while playing outdoors, especially during hot afternoons.

## INSTRUCTIONS

- Complete all work neatly in your Holiday Homework Notebook.
- Use proper headings, diagrams, and labels wherever required.
- Maintain cleanliness and presentation.
- Submit the work after holidays.

## FINAL NOTE FOR STUDENTS

Make your holidays productive, creative, and enjoyable. Learn new things, stay curious, and come back with wonderful experiences to share in class.



## HOLIDAY HOMEWORK DETAILS

### ROLL NO. 1 - 10

#### 1. Herbarium Activity

Create your own Herbarium File:

- Collect different types of leaves.
- Dry them and paste neatly in scrapbook.
- Label each leaf with:
  - ✓ Scientific/ Botanical Name of the plant
  - ✓ Type of leaf (Simple or compound)
  - ✓ Type of venation present in leaf



#### 2. Assignment Work

Answer the following questions in your notebook:

1. What is a dwarf planet?
2. Why is Pluto no longer considered a planet?
3. If you are watching a live cricket match being played in Australia, which technology makes it possible?
4. Rishi learned that India's Chandrayaan-3 successfully landed near the Moon's south pole. The rover Pragyan sent images of craters. Is the same experiment that lunar ice, etc. The Moon has no atmosphere, so these craters are land features.
5. Which rover was part of Chandrayaan-3?
6. Why do craters on the Moon not disappear?
7. Is the Moon a natural or artificial satellite?
8. Assertion & Reasoning  
Reason (R): Artificial satellites are positioned closer to the Earth than the Moon.  
Assertion (A): Artificial satellites need to stay close to monitor weather and enable communication.
9. If all communication satellites suddenly stopped working, name three activities you would not be able to do at home.
10. If a person saw Halley's Comet at age 10 in 1986, how old will they be in 2061?
11. Why do planets not twinkle like stars?
12. If a planet has a very thick carbon dioxide atmosphere, what is the likely effect?
13. Why would the sky appear black on the Moon during the day?
14. How can you identify which of two identical metal bars is a magnet?
15. How can a magnet help find a lost needle in a carpet?
16. Would a magnet attract an aluminum needle? Why or why not?
17. Why might a compass behave abnormally in a dense forest on a cloudy day?
18. Is a simple horseshoe magnet best for?
19. Why should strong magnets be kept away from electronic devices?
20. How was the first compass discovered?
21. Why are iron-rich rocks not always magnets?
22. What makes lodestone special?
23. Why is plastic not suitable as a magnetic keeper?
24. Why is soft iron preferred for making magnetic keepers?



### ROLL NO. 11 - 20

#### 1. Balanced Diet Chart

Observe your family member's daily diet. Prepare a Balanced Diet Chart for different age groups in your family.

Include:

- ✓ Nutrients required
- ✓ Food items for breakfast, lunch, and dinner
- ✓ Different components of food



#### 2. Assignment Work

Do the given assignment in your notebook.

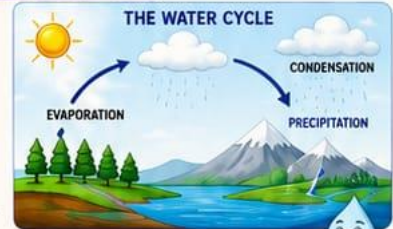
### ROLL NO. 21 - 30

#### 1. Water Around You

Draw a neat and well-labelled diagram of the Water Cycle on chart paper.

Include stages:

- Evaporation
- Condensation
- Precipitation



#### 2. Assignment

Do the given assignment in your notebook.

### ROLL NO. 31 ONWARDS

#### 1. Observation Activity

Observe your mother's daily kitchen activities. Identify different separation techniques used such as:

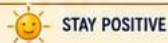
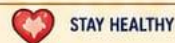
- ✓ Handpicking
- ✓ Sieving
- ✓ Filtration
- ✓ Sedimentation

Draw one separation method on A3 sheet.



#### 2. Assignment

Do the given assignment in your notebook.





**MESSAGE TO STUDENTS** > "Learn from life, home, and surroundings. Effort matters more than perfection. ☆ Learn happily and honestly. ☆ Observe the world and ask questions every day."

**GENERAL INSTRUCTIONS** \* Write neatly in Fair Notebook. \* Decorate beautifully with colours. \* Complete work little by little. \* Work should be your own. \* Do not rush or copy.

## WORKSHEET ASSIGNMENTS

### HISTORY

- 1 Study of past events is called?
- 2 What is chronology?
- 3 which record tells events in sequence?
- 4 Name one archaeological source?
- 5 Which discovery helped early humans cook?
- 6 Early man tools made of:  
a) Iron, b) Gold,  
c) Stone, d) Plastic
- 7 Agriculture led to:  
a) Hunting only, b) Settlements,  
c) Trees, d) Moving daily
- 8 Bhimbetka caves famous for:

### GEOGRAPHY

- 1 The Spherical model of earth is called?
- 2 which map shows rivers and mountains?
- 3 Drawing explaining map symbols?
- 4 Art of making maps?
- 5 Name one man-made feature on map?
- 6 Countries and states shown on:  
a) Physical map, b) Political map,  
c) Weather, d) Road
- 7 Navigation tool is:  
a) Atlas, b) Globe,  
c) Compass, d) Scale
- 8 Atlas is collection of:

## HISTORY

- a) Palaces, b) Temples,
- c) Cave paintings, d) Coins

9 Archaeological source:

- a) Story book, b) Pottery,
- c) Cartoon , d) Newspaper

## GEOGRAPHY





- a) Pictures, b) Maps,
- c) Directions, d) Symbols

9 Direction shown on top of map:





- a) South, b) West, c) North, d) East

## CIVICS ASSIGNMENT WORKSHEET





1  Which of these shows' diversity in India? \*

-  a) Same language everywhere
-  b) Same food everywhere
-  c) Different festivals and cultures
-  d) Same clothes everywhere


2  Why is India called a diverse country? \*

-  a) One language spoken
-  b) Same clothes
-  c) Different cultures and traditions
-  d) One festival only





3  Which is a famous Indian saree? \*

-  a) Banarasi
-  b) Jacket
-  c) Sweater
-  d) Coat

4  Bandhani cloth is famous in: \*

-  a) Punjab & Haryana
-  b) Rajasthan & Gujarat
-  c) Kerala & Tamil Nadu
-  d) Bihar & Odisha





5  Which shows cultural diversity in India? \*

-  a) Same language
-  b) Same dress
-  c) Different festivals & traditions
-  d) Same food





6  Who wrote the Ramayana? \*

-  a) Kalidasa
-  b) Valmiki
-  c) Tulsidas
-  d) Kabir





7  The Mahabharata is one of the famous \_\_\_\_\_ of India. \*

-  a) Festivals
-  b) Epics
-  c) Dances
-  d) Monuments





8  What does India's diversity teach us? \*

-  a) Fight with each other
-  b) Respect different cultures
-  c) Wear same clothes
-  d) Speak one language

9  The same rice and pulses are cooked differently because of \_\_\_\_\_.

-  a) Diversity
-  b) Pollution
-  c) Transport
-  d) Population

10  Epics like Ramayana and Mahabharata teach us about \_\_\_\_\_. \*

-  a) Wars only
-  b) Moral values and duties
-  c) Games
-  d) Business



## PROJECT BASED ACTIVITIES ACCORDING TO ROLL NUMBERS

Roll Numbers	Activity	Work to be done
1–10	Ancient Harappan Seals	Make clay seals, toy carts, pots & write 2–3 lines
11–20	Best Out of Waste	Make pen holders or craft from waste
21–30	Mini Museum	Collect 3 old items & explain importance
31–40	Swachh Bharat	Make Reduce-Reuse-Recycle chart

**THANK YOU & HAPPY HOLIDAYS!** > " Learn with happiness — Shine with knowledge! >   
Dream big, work honestly, and believe in yourself."

## COMPUTER

### Topic: Computer Languages and Categories

#### Part A – Computer Languages

##### Q1. Fill in the blanks:

1. Binary language uses \_\_ and \_\_.
2. Machine language is also called \_\_ level language.
3. Python is a \_\_ level language.
4. Translator converts one language into \_\_ language.

##### Q2. Answer the following:

1. What is a computer language?
2. What is machine language?
3. What is high-level language?
4. Name any four programming languages.


#### Part B – Categories of Computers

##### Q3. Write short answers:

1. What is a supercomputer?
2. What is the difference between laptop and desktop?
3. Name different categories of computers.
4. Where are supercomputers used?

##### Q4. Activity:

- Paste pictures of different types of computers on chart and label them.



# GENERAL KNOWLEDGE



## GENERAL INSTRUCTIONS



Complete work in a scrapbook



Make it colorful & creative



Use pictures & drawings



Write in your own words



Revise all work

## PROJECT OF GK

### THEME 1: MY INCREDIBLE INDIA

(Roll No. 1-10)



#### ACTIVITY 1: STATE CHRONICLES

Choose any 5 states and list write:

- Capital
- State Animal
- State Bird
- One Unique Art Form (One Unique Art Form (e.g., Warli painting))



#### ACTIVITY 2: FAMOUS PERSONALITIES

Collect information about any 5 Indian personalities (past or present):

- Field (sports, science, politics, etc.)
- Major achievement (Add pictures)



### THEME 2: GEMS OF THE WORLD

(Roll No. 11-20)



#### ACTIVITY 2: MONUMENTAL JOURNEY

Select 3 world monuments and write their:

- Name
- Location
- Year built (approx)
- One Amazing Fact



#### COUNTRY 1

Capital: \_\_\_\_\_

Currency: \_\_\_\_\_

National Animal: \_\_\_\_\_

Interesting Fact: \_\_\_\_\_

#### COUNTRY 2

Capital: \_\_\_\_\_

Currency: \_\_\_\_\_

National Animal: \_\_\_\_\_

Interesting Fact: \_\_\_\_\_

#### COUNTRY 3

Capital: \_\_\_\_\_

Currency: \_\_\_\_\_

National Animal: \_\_\_\_\_

Interesting Fact: \_\_\_\_\_

### THEME 3: WONDERS OF SCIENCE

(Roll No. 21-30)



#### ACTIVITY 3: SCIENCE DAILY

Keep a 10-day log of simple scientific phenomena seen at home (e.g., evaporation, static electricity) or list 5 basic chemical elements and their common uses.



#### ACTIVITY 5: SPACE WONDERS

Write 5 facts about:

##### PLANETS

1. \_\_\_\_\_
2. \_\_\_\_\_
3. \_\_\_\_\_
4. \_\_\_\_\_
5. \_\_\_\_\_



##### ISRO MISSIONS

1. \_\_\_\_\_
2. \_\_\_\_\_
3. \_\_\_\_\_
4. \_\_\_\_\_
5. \_\_\_\_\_

### THEME 4: GLOBAL CITIZENS & NATURE

(Roll No. 31 onwards)

#### ACTIVITY 4: NATURE'S GUARDIANS

Identify 5 endangered species and write:

- Animal Name - Their Habitat
- Why they are endangered
- and one Conservation effort



#### ACTIVITY 4: SPORTS STARS

Write about any 3 famous sportspersons:

##### SPORTSPERSON 1

Sport: \_\_\_\_\_

Achievements: \_\_\_\_\_

##### SPORTSPERSON 2

Sport: \_\_\_\_\_

Achievements: \_\_\_\_\_

##### SPORTSPERSON 3

Sport: \_\_\_\_\_

Achievements: \_\_\_\_\_



## FINAL NOTE

Revise all your work – a **SURPRISE QUIZ** awaits! (Class VI level)



# SUBJECT: MORAL EDUCATION



Plant a sapling  
and nurture it  
with care.



Paste a photograph  
of yourself with  
the plant in your  
notebook.




Write a few meaningful  
lines expressing your  
love, care, and empathy  
for nature.



Also mention how planting  
trees helps make our  
environment greener,  
healthier, and more  
beautiful. ♥



PLANT TODAY,  
FOR A BETTER TOMORROW.



# ART

## 1. BEST OUT OF WASTE

Make a beautiful Model of Indian Monument by using the waste material such as matchsticks, ice-cream stick, used bottle cap, etc.

Video link – <https://youtu.be/t-WCsIVPeOg>

## 2. POSTER MAKING

Make a beautiful poster on '**IS YOUR PHONE WORTH YOUR LIFE**'.