



॥ Jai Sri Gurudev ॥  
Sri Adichunchanagiri Shikshana Trust (R.)

# BGS Vijnatham School

**SUMMER FUN**

**STEP- PP 3**

**SESSION 2026-27**



## ✦ GENERAL GUIDELINES ✦

- Complete all the work neatly and sincerely.
- Maintain proper handwriting and presentation.
- Use appropriate colours and creativity wherever required.
- Submit the homework on Monday, 6 July'26.
- Parents are requested to guide and encourage their ward, but the work should be done by the child.
- Avoid last-minute completion; plan your work schedule.
- Keep your work clean and well-organised in a folder/notebook.
- Revise the concepts covered in class regularly during holidays.
- Enjoy your holidays while learning something new every day.
- Bring all materials required for submission along with your homework.

✦ “Learn with joy, explore with curiosity!” ✦



॥ Jai Sri Gurudev ॥  
Sri Adichunchanagiri Shikshana Trust (R.)

# BGS Vijnatham School

**SUBJECT: - ENGLISH**

**CLASS: - BLUE BELLS**

## **SUMMER HOLIDAY HOMEWORK**

### **Learning skills: -**

English learning focuses on building foundational literacy through phonics, basic vocabulary, and communication.

### **Child should be able to: -**

- Recognize letter sounds from a-z.
- Learn to blend CVC words from story 11 and 12.
- Learn 'words we know' and 'words we have learnt' from story 11 and 12.
- Learn to write simple sentences in three lines on daily basis.

### **Speaking Skills:**

#### **Encourage your child for the practices mentioned below on daily basis.**

- **Introductions & Greetings:** "Good morning, teacher," "Hello, how are you?", "I am 5 years old".
- **Classroom English:** "May I come in?", "May I drink water?", "Please help me," "I have finished".
- **Daily Routines/Actions:** "I am brushing my teeth," "I am hungry," "Let's play," "Wash your hands".
- **Basic Conversation:** "What is your father's name?", "I like apples," "It is a sunny day".
- **Practice Full Sentences:** Encourage saying "I want water" instead of just "Water".
- **Use Storytelling:** Read aloud to improve vocabulary and listening skills.
- Learn Few lines on Topic "What I love about my school"

### **Reading skills**

Read story 11 (The Animals) and story 12 (My Lost Bear) from Fitzroy Book.

CVC Read and Colour

Color the **ab** words.

man

cab

lab

tab

Color the **ad** words.

dad

had

mad

mug

Color the **ag** words.

bag

tag

hug

sag

Color the **am** words.

yam

ham

pot

jam

Color the **an** words.

can

pan

ran

net

---

Read the story and answer the questions:-

## THE HEN

Jen the hen is small. She likes to play in the yard. She likes to peck. She likes to eat corn. The hen can run very fast. Can you see the hen run? The hen runs away from the cat. The cat likes to run after the hen. When Jen gets away, she is very happy.

1. What is the name of the character?

- (a). John                      (b). Jen                      (c). Jan

2. What does she like to eat?

- (a). seeds                      (b). hotdog                      (c). corn

3. How does Jen look?

- (a). small                      (b). medium                      (c). big

4. Where does this story happen? In the \_\_\_\_\_.

- (a). yard                      (b). kitchen                      (c). house

5. What animal likes to chase the hen? A \_\_\_\_\_.

- (a). cat                      (b). dog                      (c). bird
-

## Oral Language Development Book

Read the story given below and do sticker pasting activity on page no.16,17,18 in oral language development book. ( Stickers are given at the back side of the book)

Unit 1, Story Time: Dizzy and Danny Go to School, card 2

Narrator: Dizzy and Danny want to go to school.  
Dizzy: Come on, Danny! Let's go to school. Look! I've got a book, a pencil and a crayon in my bag.  
Danny: Oh, no! Where's my bag?  
Narrator: Dizzy can do magic. What is she doing to Danny?  
Dizzy: Abracadabra, 1, 2, 3.  
Dizzy: Danny's a purple pencil.  
Narrator: Oh! Look at Danny now.  
Danny: Oh, no! I'm a purple pencil. Dizzy! Stop it!

Narrator: What is Dizzy doing to Danny?  
Dizzy: Abracadabra, 1, 2, 3.  
Dizzy: Danny's a blue book.  
Narrator: Oh! Look at Danny now.  
Danny: Oh, no! Now I'm a blue book. Dizzy! Stop it!

Narrator: What is Dizzy doing to Danny?  
Dizzy: Abracadabra, 1, 2, 3.  
Dizzy: Danny's an orange bag!  
Narrator: Oh! Look at Danny now.  
Danny: Oh, no! Now I'm an orange bag. Dizzy! Please stop!

Narrator: What is Dizzy doing to Danny now?  
Dizzy: OK, Danny. I'm sorry. Abracadabra, 1, 2, 3. A bag for Danny.  
Narrator: Hooray! Dizzy and Danny are ready for school.  
Dizzy: Hooray! Look! You've got a book, a pencil and a crayon in your bag.  
Danny: Thank you, Dizzy! It's time for school.  
Mummy: Bye, Dizzy! Bye, Danny! Have a good day at school!

## Writing skills:-

**Little stars book:-**Do page no. 17-28

**Oral Language development book:**

- Page 9:- Colour all small balls with Red, yellow and Green colour and big ball with brown and pink colour.
- Page 11:- Draw paths and match Dizzy, Danny, Grandma and Cat to the respective objects, also colour the objects with the same colour code as of Dizzy, Danny, Grandma and Cat.
- Page 12: Colour the pictures according to the key.
- Page 15:- Colour the objects with purple, orange and pink colour.



Fill in the missing vowel.




c \_ t



h \_ t



j \_ t




c \_ w



d \_ g



j \_ m



p \_ g



b \_ s



c \_ n



r \_ d



z \_ p



f \_ n



h \_ n



b \_ t



s \_ n



f \_ x

Look and match 'ee' phonic letter words



bee



beep



jeep



feet



peel



queen



greet




sleep




teeth

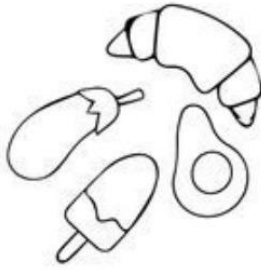
beech



'oo' sound, tick the right word



- mon
- moon



- food
- foot



- spon
- spoon



- boot
- bot



- book
- bok



- food
- foot



- hook
- hok



- root
- rot



- wod
  - wood
-

**Write the sentences given below in your English notebook( 5 times)**

The fox is in the box.

Tim has a blue and red ball.

I like to play with my pet.

The pig rolls in mud.

The cat saw a big rat.

**Note:-**

- **For the worksheets, take the printout.**
- **Books are mentioned clearly for the specific book work.**
- **Sentence writing should be done in the notebook.**
- **Encourage your child to read and write daily.**
- **Submit the work properly in a labelled folder.**



॥ Jai Sri Gurudev ॥  
Sri Adichunchanagiri Shikshana Trust (R.)








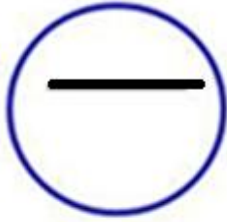

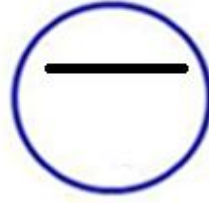
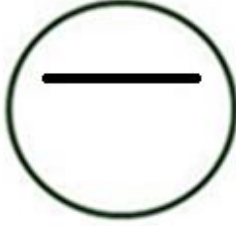
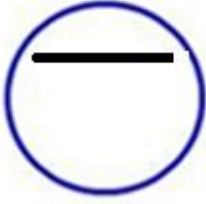
# BGS Vijnatham School

कक्षा : ब्लू बेल्स  
विषय : हिन्दी  
ग्रीष्मावकाश गृहकार्य

नाम: .....

दिनांक: .....

प्रश्) अ -ऊ तक लिखो ।



प्र २) क -ह तक लिखो ।

--	--	--	--	--

--	--	--	--	--

--	--	--	--	--

--	--	--	--	--

--	--	--	--	--

--	--	--	--

--	--	--	--

प्र ३) रिक्त स्थान भरो।



क	—	ग	—	ङ
—	छ	—	झ	ञ
—	ठ	ड	—	ण
त	थ	—	ध	—
प	—	ब	भ	—
य	र	—	—	
श	—	स	—	

प्र ४) चित्र देखकर सही शब्द से मिलान करो ।



थरमस

बटन

कलश

टब

बरगद

धन

मगर

प्र ४) चित्र देखकर शब्द पूरे करो ।



घ \_\_\_\_\_



ब \_\_\_\_\_ तन



\_\_\_\_\_ प




शलग \_\_\_\_\_



ज \_\_\_\_\_



क \_\_\_\_\_ ल



क \_\_\_\_\_ म



म \_\_\_\_\_ ल



उ \_\_\_\_\_ वन



फस \_\_\_\_\_



कस \_\_\_\_\_ त



\_\_\_\_\_ यन

प्र ६) चित्र देखकर, नाम लिखकर वाक्य पूरे करो ।



Blank writing lines for the name of the faucet.

पर जल भर ।



Blank writing lines for the name of the jar.

रख ।

नरम



Blank writing lines for the name of the pea pod.

चख ।



Blank writing lines for the name of the scene.

चल ।



Blank writing lines for the name of the jar.

चख ।




Blank writing lines for the name of the cart.

पर चढ़ ।

प्र ७) चित्र देखकर शब्द लिखो ।




Blank writing lines for the word 'पानी' (Water).



Blank writing lines for the word 'ढक' (Duck).



Blank writing lines for the word 'ढक' (Duck).



Blank writing lines for the word 'ढक' (Duck).



Blank writing lines for the word 'ढक' (Duck).



Blank writing lines for the word 'ढक' (Duck).



Blank writing lines for the word 'ढक' (Duck).

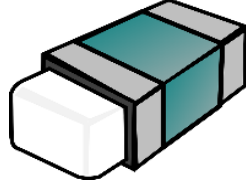


Blank writing lines for the word 'ढक' (Duck).



Blank writing lines for the word 'ढक' (Duck).

ढस ढरु ढग डल डतख हल कलड  
खत डग



Blank writing lines for the word 'तरकश' (Taraksh).

Blank writing lines for the word 'अदरक' (Adarak).

Blank writing lines for the word 'रथ' (Rath).



Blank writing lines for the word 'अजगर' (Ajagar).

Blank writing lines for the word 'रबड़' (Rabड़).

Blank writing lines for the word 'कटहल' (Kathal).



Blank writing lines for the word 'दमकल' (Damkal).

Blank writing lines for the word 'ऐनक' (Ainak).

Blank writing lines for the word 'शरबत' (Sharbat).

तरकश अदरक दमकल ऐनक शरबत

रथ अजगर रबड़ कटहल

❖ स्वर ज्ञान पृष्ठ 15,16,18-27 पढ़ो ।

❖ नोटबुक में लिखित अभ्यास

• दो वर्ण वाले शब्द

कल, डर, हट, झट, धन

खग, छत, शत, फल, चख

• तीन वर्ण वाले शब्द

चमक, बचत, डगर, हवन, बहन

धरम, भवन, मगन, जनक, कलश

• चार वर्ण वाले शब्द

बचपन, मखमल, झटपट, नभचर, थरमस

नटखट, पनघट, अवसर, थलचर, जलचर



॥ Jai Sri Gurudev ॥  
Sri Adichunchanagiri Shikshana Trust (R.)

**BGS Vijnatham School**

**(2026-27)**

# **SUMMER FUN**

**WITH**

# **MATHS**

## **STEP: BLUE BELLS**

How fast does a New York taxi go?  
What size is grandpa's attic?  
How old is the oldest dinosaur?  
= The answer's in Mathematics!

How many seconds in an hour?  
How many in a day?  
What size are the planets in the sky?  
How far to the Milky Way?

How fast does lightning travel?  
How slow do feathers fall?  
How many miles to Istanbul?  
Mathematics knows it all!

# MATHEMATICS



**ACTIVITY-1: My Little Piggy Bank**

Take a little piggy bank. Insert at least one coin daily. Let's count the money saved at the end of the vacations and write the number of money you saved in the below box. Buy sweets with this money and share with the community helpers around you.

My total savings-



**ACTIVITY-2: Learning shapes with a ball.**

**We require - Ball, painter's tape and open space**

**Tape a bunch of shapes (2-D) onto the floor in an open area. Take your term to choose any one shape and try to roll the ball to make it reach in the same shape taped area. Paste your picture**



**ACTIVITY-3: Fun with number comprehension**

Let's watch a video –

<https://www.youtube.com/watch?v=9OWMRmQ6wTA>

After watching the video, answer the simple questions:

**Question 1: Name of farm animals and their count in the farm.**

**Answer:**

Name of the animal	Count
Total animals	



## Wellness and Well-being Activity Book

### Topic:

1. Eye Spy- Pg no.12,13
2. Energetic Exercise- Pg no. 14
3. Have a Tea Party- Pg no.19
4. Kindness Project- Pg no.25,26,27
5. Nature Treasure Hunt- Pg no.37,38
6. Quick Actions- Pg no. Pg no.42
7. Water Musical Tubs- Pg no. 54
8. Xenacious Instruments- Pg no. 57





## My Summer Fun Checklist

### ✓ **Activities**

- Went on a family outing/trip
- Played outdoor games
- Watched my favourite cartoon/movie
- Read a storybook
- Helped my parents at home
- Learned a new skill
- Drew or coloured pictures
- Ate my favourite summer treats
- Visited grandparents/relatives
- Played with friends
- Did some dancing/singing
- Watered plants or did gardening
- Practised good habits daily
- Spent less time on screens
- Enjoyed creative activities/crafts
- Celebrated a special day/event
- Tried a new food