



॥ Jai Sri Gurudev ॥
Sri Adichunchanagiri Shikshana Trust (R.)

BGS Vijnatham School

SUMMER FUN

STEP- II

SESSION 2026-27



✦ GENERAL GUIDELINES ✦

- Complete all the work neatly and sincerely.
- Maintain proper handwriting and presentation.
- Use appropriate colours and creativity wherever required.
- Submit the homework on Monday, 6 July'26.
- Parents are requested to guide and encourage their ward, but the work should be done by the child.
- Avoid last-minute completion; plan your work schedule.
- Keep your work clean and well-organised in a folder/notebook.
- Revise the concepts covered in class regularly during holidays.
- Enjoy your holidays while learning something new every day.
- Bring all materials required for submission along with your homework.

✦ “Learn with joy, explore with curiosity!” ✦



॥ Jai Sri Gurudev ॥
Sri Adichunchanagiri Shikshana Trust (R.)

BGS Vijnatham School



Step II

Session 2026-27

Sub: ENGLISH





BGS Vijnatham School

Step: II

Subject: English

Naming Words

1. Complete the following sentences to form a paragraph about your family.

My name is _____. My father's name is _____ and he is _____. My mother's name is _____ and she is _____. We live _____.

2. Read the following sentences carefully. Each sentence has one mistake. Rewrite the correct sentences.

1. The book is lying on the table?

2. My friend misha likes reading.

3. Where is the cat.

4. i like to eat popcorn.

5. We paly football on sunday.

3. End the following sentences with a full stop or question mark.

1. I like to watch TV _____

2. Give me a glass of water _____

3. Do you want rice _____

4. I lost my mobile phone _____

5. We went to the market yesterday _____

4. Write two sentences about each picture.



a)



b)



c)

Naming Words

1. Colour the boxes. Colour the box red if it names a person, blue if it names a place, yellow if it names an animal, green if it names a thing.

mother	Zebra	phone	park
zoo	pen	pigeon	Mani
tree	doctor	hospital	fish
dolphin	home	cousin	bottle

2. A few naming words have been underlined in the following sentences. Write what they name: person, place, animal, or thing.

- a) The cat is drinking milk. _____
- b) A pilot flies a plane. _____
- c) A lion lives in its den. _____
- d) Dan is wearing red socks. _____
- e) The police caught the thief. _____
- f) The children are waiting for the bus. _____

3. Write **S** if the underlined word is a special noun and **C** if it is a common noun.

- a) The animals live on a farm. _____
- b) Have you read Sleeping Beauty? _____
- c) Avik goes to Delhi School. _____
- d) The girl is sitting on a broken chair. _____
- e) We are going to Water World tomorrow. _____
- f) Jason fell from his bike. _____

4. Write whether the following items are countable or uncountable nouns.



- a) _____



b)



c)



d)



e)



f)

One and More than One

1. Tick the correct option.

- a) I had two (apple / apples) in the morning.
- b) There are five (gift / gifts) on the table.
- c) Mr. and Mrs. Das own one (car / cars).
- d) She brought three (dress / dresses) for her birthday.
- e) Sam bought a new (watch / watches).
- f) We are standing under a (mango / mangoes) tree.

2. Write the plural for the following noun:

- a) shoe _____
- b) tiger _____
- c) bottle _____
- d) glass _____
- e) pen _____
- f) tree _____
- g) water _____
- h) piano _____
- i) box _____
- j) chair _____
- k) hair _____
- l) brush _____

Read the Story and answer the given questions.

I have a garden. My garden is beautiful. It has many plants and one big tree.

There is one rose plant with beautiful roses. One jasmine plant and a marigold plant.



The neem tree. It gives us shade. Plants and trees are very important; they help us in many ways.

I water them daily and take care of them.

a) What plants are there in the garden?

b) Who gives shade?

Draw a garden scene-



॥ Jai Sri Gurudev ॥
Sri Adichunchanagiri Shikshana Trust (R.)

BGS Vijnatham School

ग्रीष्मकालीन अवकाश कार्य (2026-27)

कक्षा - दूसरी (Class 2)

विषय - हिंदी

पाठ 1 - भाषा

उद्देश्य: भाषा के रूपों (मौखिक और लिखित) की समझ विकसित करना।

प्रश्न 1. नीचे दिए गए चित्रों को पहचानें और सही भाषा के रूप (मौखिक/लिखित) से मिलान करें:



मौखिक भाषा



लिखित भाषा



मौखिक भाषा



लिखित भाषा

प्रश्न 2: मज़ेदार मिलान :


यहाँ कुछ जानवर और उनकी बोलियाँ हैं। इन्हें सही मिलाओ:



म्याऊँ-म्याऊँ



कुकड़े-कूँ



कूह-कूह

भाग 2: हिंदी साहित्य (पाठ - 1: माँ, उड़ना सिखला दो)

(कवि: श्याम सुंदर श्रीवास्तव)



रोचक प्रश्न:

प्रश्न 1: एक शब्द में उत्तर दो:

1. बच्चा किससे उड़ना सिखाने के लिए कह रहा है?

उत्तर: _____

2. नभ (आसमान) का रंग कैसा है?

उत्तर: _____

सही वर्ण को चित्र से मिलाओ ।



उ

अ

श

स

ऊ

आ

चित्र देखकर सही अक्षर पर गोला लगाईये :



ज प च र



ट क प ग



र ख ग ट



व ह र ज



क त प स




प स फ ज

तोते का उपहार

नीचे दिए गद्यांश को ध्यान से पढ़कर प्रश्नों के उत्तर लिखो ।

जंगल में तोता उड़ता हुआ आम का टुकड़ा लाया। उसने सभी जानवरों को खिलाया। जानवरों ने तोते को धन्यवाद दिया और “तुम सच्चे दोस्त हो।”



कहा,

प्रश्न:1. तोता क्या लाया?

सेब
केला
आम

उत्तर: _____

प्रश्न:2. तोते ने क्या किया?

गाना गाया
सबको खिलाया
उड़ गया

उत्तर: _____

प्रश्न:3. जानवरों ने तोते को क्या कहा?

सच्चा दोस्त
राजा
बहादुर

उत्तर: _____



ग्रीष्मकालीन अतिरिक्त गतिविधियाँ

उद्देश्य: छुट्टियों के अनुभवों को रचनात्मक तरीके से व्यक्त करना।

गतिविधि : मेरी पसंदीदा गतिविधि गर्मी के मौसम में आपको क्या करना सबसे ज्यादा पसंद है? उसके बारे में 3 सरल वाक्य लिखिए:

1. _____

2. _____

3. _____

अभिभावकों के लिए विशेष नोट:

बच्चों को स्वतंत्र रूप से शुद्ध उच्चारण के साथ जोर-जोर से पढ़ने के लिए प्रेरित करें। प्रतिदिन 15-20 मिनट हिंदी लेखन और रचनात्मक कार्यों का अभ्यास कराए

अभ्यासपत्र

कविता : माँ उड़ना सिखला दो

1. अगर आप गौरैया के बच्चे होते तो माँ से क्या सीखना चाहते?

2. कविता में "नीलगगन" का अर्थ क्या है?

3. कविता से दो विशेषण और दो संज्ञा शब्द लिखिए।

i) विशेषण - _____

ii) संज्ञा - _____

4. अगर बच्चे तुरंत उड़ना सीख जाएँ तो उनके जीवन में क्या कठिनाइयाँ आएँगी?

5. मूल्य प्रश्न – माँ की ममता बच्चों के जीवन में क्यों ज़रूरी है?

नयी सोच

1. लोमड़ी ने कौवे को धोखा देने के लिए कौन-सी चाल चली?

2. कहानी से दो नए शब्द चुनकर उनके वाक्य बनाइए।

i) _____

ii) _____

3. बहुविकल्पी प्रश्न –

- लोमड़ी ने कौवे से क्या सुनाने को कहा? (कहानी / गाना / कविता / चुटकुला)
- कौवे के पास कितने रोटी के टुकड़े थे? (एक / दो / तीन / चार)

4. कहानी का नया शीर्षक लिखिए और उसका कारण बताइए।

5. अगर आपको एक दिन के लिए पक्षियों की तरह उड़ने की शक्ति मिल जाए तो आप कौन-सी जगह देखना चाहेंगे और क्यों ?

भाषा और व्याकरण

1. "टर्-टर्" और "भौं-भौं" शब्दों का प्रयोग करके दो मज़ेदार वाक्य बनाइए।

i) "टर्-टर्" - _____

ii) "भौं-भौं" - _____

2. भाषा के दो रूपों का उदाहरण अपने जीवन से दीजिए।

i) _____

ii) _____

3. अगर जानवरों की बोली इंसानों को समझ में आने लगे तो क्या होगा?

वर्ण और वर्णमाला

1. हिंदी में कितने स्वर और कितने व्यंजन होते हैं?

2. "त्र" और "श्र" से शुरू होने वाले दो-दो शब्द लिखिए।

"त्र" - _____

"श्र" - _____

3. सही या गलत –

- वर्ण भाषा की सबसे छोटी इकाई है।
- हिंदी में 11 स्वर होते हैं।
- क्ष, त्र, ज्ञ, श्र संयुक्त व्यंजन हैं।

- ऑ और फ़ हिंदी के आगत वर्ण हैं।

4. दिए गए वर्णों से नए शब्द बनाइए -

- ब + ल + ग = _____
- क + म + ल = _____

5. अगर स्वर और व्यंजन परिवार की तरह रहते तो उनमें सबसे बड़ा कौन होता और क्यों?

6. पक्षी डायरी - गर्मियों की छुट्टियों में देखे गए पक्षियों के नाम और उनके रंगों का चित्र बनाकर डायरी तैयार करें।



BGS Vijnatham School

STEP: II
SUBJECT: MATHS
SUMMER HOLIDAY WORKSHEETS

A. Numbers up to 101-1000

Complete the number table:

205	206						
				217			

650			653				
				662			

825						831	
		835					

		942			945		
						954	

	300						
307							

499							506
			510				

	779						
		788					

110					115		
			121				

B. Write the number name of the following numerals

237	
590	
717	
999	
100	
208	
864	
982	
789	
699	

C. Read the number and write the numerals

Two hundred fifteen	
Three hundred forty-six	
One hundred thirty-seven	
Eight hundred eighty-eight	
Nine hundred fifth- four	
Seven hundred sixty-nine	
Four hundred fifty- five	

D. Solve the Riddle



Guess Who am i ?




Place value

<p>I am a number with 3 in hundreds place , 8 in tens place and 6 in ones place</p>	
<p>I am a number with 9 in hundreds place , 4 in tens place and 1 in ones place</p>	
<p>I am a number with 3 in hundreds place , 0 in tens place and 6 in ones place</p>	
<p>I am a number with 2 in hundreds place , 8 in tens place and 2 in ones place</p>	
<p>I am a number with 5 in hundreds place , 0 in tens place and 7 in ones place</p>	

E. Write the number name and add. Colour the picture according to the colour code given:

- $5 + 14 =$ five + fourteen = nineteen white
 $6 + 9 =$ _____ + _____ = _____ orange
 $7 + 4 =$ _____ + _____ = _____ brown
 $14 + 3 =$ _____ + _____ = _____ grey
 $11 + 9 =$ _____ + _____ = _____ blue
 $4 + 8 =$ _____ + _____ = _____ red
 $6 + 10 =$ _____ + _____ = _____ green




F. **Mystery Number:** Read the clue, write the number that matches, and colour it. Keep going until only 1 number remains.


825	426	786	350
315	598	949	264
173	262	500	680

A number greater than 915	
A number less than 227	
A number that is between 400 and 440	
A number that has 5 tens	
A number that has 2 ones	
A number that is between 300 and 330	
A number that has 0 tens and ones	
A number that has 7 hundreds	
A number comes after 597	
A number comes before 265	
A number between 680 and 690	

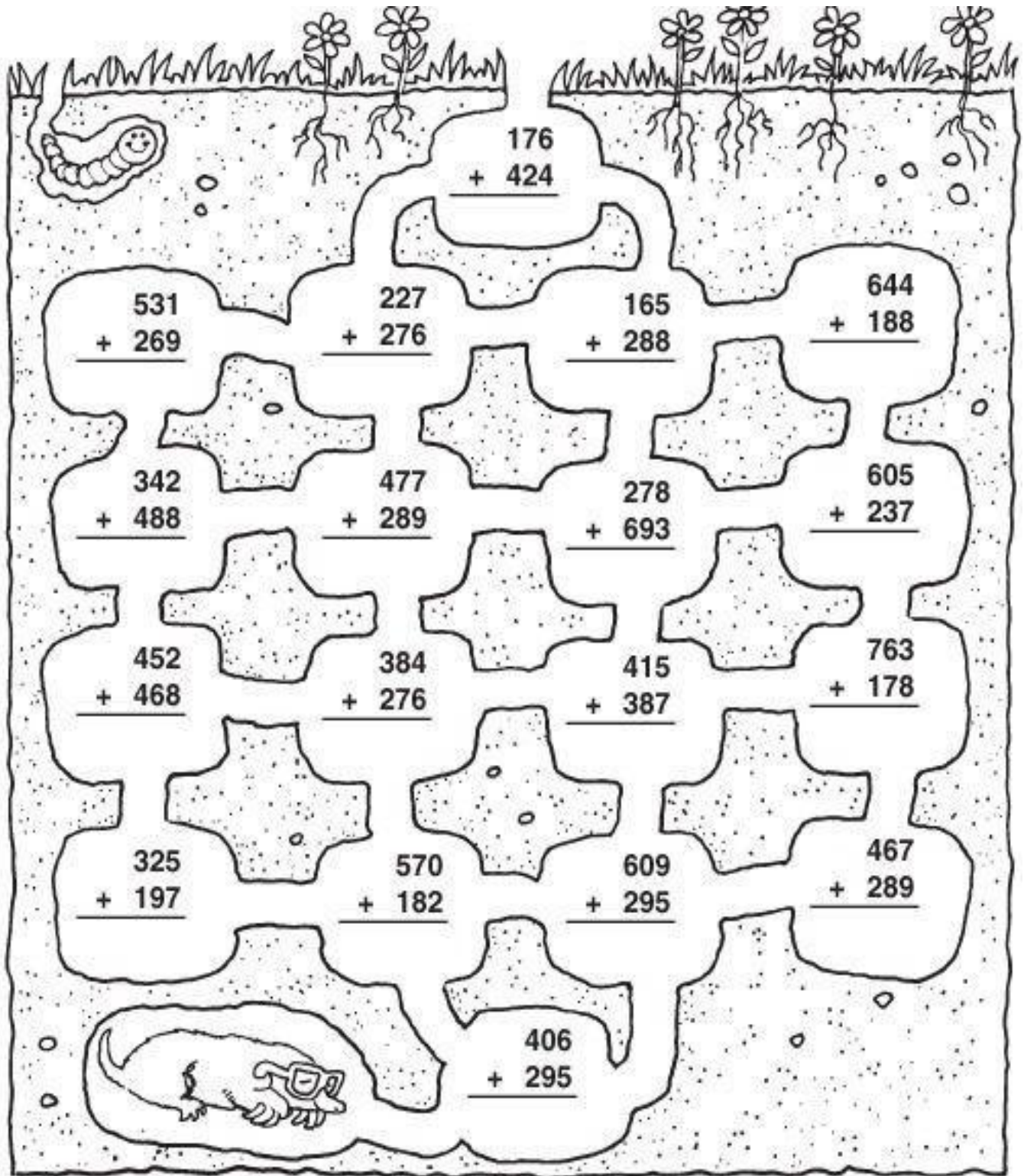
G. Alligator Answers: Answer the sums and sort them by whether the answer is less than or greater than 500

$\begin{array}{r} + 126 \\ 252 \\ \hline \end{array}$	$\begin{array}{r} + 267 \\ 200 \\ \hline \end{array}$	$\begin{array}{r} + 370 \\ 110 \\ \hline \end{array}$	$\begin{array}{r} + 106 \\ 103 \\ \hline \end{array}$
$\begin{array}{r} + 318 \\ 161 \\ \hline \end{array}$	$\begin{array}{r} + 303 \\ 424 \\ \hline \end{array}$	$\begin{array}{r} + 585 \\ 101 \\ \hline \end{array}$	$\begin{array}{r} + 258 \\ 630 \\ \hline \end{array}$
$\begin{array}{r} + 455 \\ 244 \\ \hline \end{array}$	$\begin{array}{r} + 601 \\ 200 \\ \hline \end{array}$	$\begin{array}{r} + 444 \\ 333 \\ \hline \end{array}$	$\begin{array}{r} + 292 \\ 207 \\ \hline \end{array}$
$\begin{array}{r} + 265 \\ 533 \\ \hline \end{array}$	$\begin{array}{r} + 484 \\ 302 \\ \hline \end{array}$	$\begin{array}{r} + 372 \\ 100 \\ \hline \end{array}$	$\begin{array}{r} + 143 \\ 125 \\ \hline \end{array}$





H. Through the tunnels: Add the numbers, then trace the mole's path from the top. The mole must travel through tunnels with a zero in the sum.



Project: Rabbit Carryover – Carrot Math Quest

Material Required:

- Cardboard
- Scissors / Glue Stick
- Adhesive Tape
- Whiteboard Markers

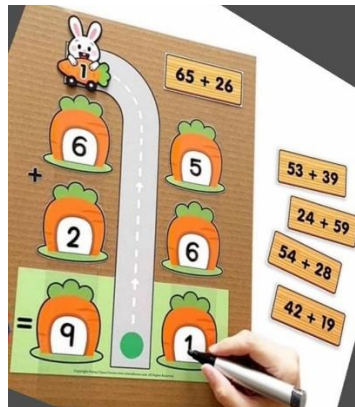


How to Set Up

To set up, print the carrot-themed playmat and back it with cardboard if necessary. Cover the area with clear tape for easy erasing. Cut out the rabbit 1 and math problems

How to play

1. To play, place a problem card in front of the player. Read and write each digit's corresponding carrots according to the numbers. Add the digits in the ones place, writing the result at the bottom carrot.
2. Move the carryover rabbit 1 to the top of the tens place when necessary. Add the digits in the tens place and write the result in the tens place. Read the total for the answer. Repeat the process with the remaining problems to reinforce the carryover addition.



Smart Skills: Do page no 16, 17, project-based question (on page no. 20, 21),22, 23,24

Learn and write tables: 6 to 10

6 to 10 Table

$6 \times 1 = 6$	$7 \times 1 = 7$	$8 \times 1 = 8$	$9 \times 1 = 9$	$10 \times 1 = 10$
$6 \times 2 = 12$	$7 \times 2 = 14$	$8 \times 2 = 16$	$9 \times 2 = 18$	$10 \times 2 = 20$
$6 \times 3 = 18$	$7 \times 3 = 21$	$8 \times 3 = 24$	$9 \times 3 = 27$	$10 \times 3 = 30$
$6 \times 4 = 24$	$7 \times 4 = 28$	$8 \times 4 = 32$	$9 \times 4 = 36$	$10 \times 4 = 40$
$6 \times 5 = 30$	$7 \times 5 = 35$	$8 \times 5 = 40$	$9 \times 5 = 45$	$10 \times 5 = 50$
$6 \times 6 = 36$	$7 \times 6 = 42$	$8 \times 6 = 48$	$9 \times 6 = 54$	$10 \times 6 = 60$
$6 \times 7 = 42$	$7 \times 7 = 49$	$8 \times 7 = 56$	$9 \times 7 = 63$	$10 \times 7 = 70$
$6 \times 8 = 48$	$7 \times 8 = 56$	$8 \times 8 = 64$	$9 \times 8 = 72$	$10 \times 8 = 80$
$6 \times 9 = 54$	$7 \times 9 = 63$	$8 \times 9 = 72$	$9 \times 9 = 81$	$10 \times 9 = 90$
$6 \times 10 = 60$	$7 \times 10 = 70$	$8 \times 10 = 80$	$9 \times 10 = 90$	$10 \times 10 = 100$



BGS Vijnatham School

SUMMER FUN

Step - 2

My Body

1. Fill in the blanks:

- Our _____ help us to see.
- The _____ pumps blood to all parts of the body.
- We breathe through our _____.

2. Match the following:

- | | |
|--------------|-----------------|
| i) Brain | a) Digests food |
| ii) Lungs | b) Think |
| iii) Stomach | c) Breathe |

3. Circle the correct answer:

- Which of these feels hard? (Cheeks / Knees)
- Which body part helps us solve puzzles? (Brain / Stomach)

4. Answer in one line:

- Name two body parts that lie inside the chest.

○ _____


- What is posture? Why is it important?

○ _____

- Write one way to keep your bones strong.

○ _____

5. Activity: Draw and label any two sense organs.

A large, empty rectangular box with a thin black border, intended for a drawing activity. The box is divided into two horizontal sections by a single line, with the top section being slightly larger than the bottom section. The interior of the box is completely blank, providing space for a student to draw and label two sense organs.

The Food We Eat

1. Draw and write the names of 3 -3 foods under the correct column.

<i>Cooked before eating</i>	<i>Eaten raw</i>

2. Fill in the blanks:

- We must wash our _____ before and after meals.
- _____ diet is important to stay healthy.

3. Answer in one line:

- Why should we eat healthy food?

- _____

- Name one food that gives us energy.

- _____

- Name one food that helps us grow.

- _____

- Which food keeps us healthy and protects us from diseases?

- _____

4. Activity: Draw and colour a picture of your favourite fruit and vegetable. Write their names too.

A large, empty rectangular box with a thin black border, divided into two horizontal sections by a single line. The top section is approximately 50% of the total height, and the bottom section is the remaining 50%. This box is intended for a child to draw a picture of their favorite fruit and vegetable and write their names.

The Clothes We Wear

1. Write if the statement is True or False:

- We get cotton from sheep. _____
- Wool keeps us warm in winter. _____

2. Fill in the blanks:

- We get silk from _____.
- A person who stitches clothes is called a _____.

3. Match the following:

- | | |
|------------------|------------|
| i) Weaver | a) Needle |
| ii) Tailor | b) Machine |
| iii) Dry cleaner | c) Loom |

4. Answer the following questions:

- What is spinning?
- _____

- Write the names of two people who help us get clothes.
- _____

5. Activity: Draw and colour clothes you wear in summer and winter.

Let's Revise

1. Tick the correct answer:

- How many bones are in the human body? (206 / 600)
- Which festival is celebrated in January for four days? (Pongal / Holi)

2. Short answer questions:

- Which sense organ covers our bones and muscles?


○ _____

- Which game makes our bones and muscles strong?

○ _____

3. Creative task:

- Draw and colour your favourite traditional dress.



Project work

My Body Flipbook – Create a flipbook with each page showing one organ and its function.



My Summer Fun Checklist

✓ **Activities**

- Went on a family outing/trip
- Played outdoor games
- Watched my favourite cartoon/movie
- Read a storybook
- Helped my parents at home
- Learned a new skill
- Drew or coloured pictures
- Ate my favourite summer treats
- Visited grandparents/relatives
- Played with friends
- Did some dancing/singing
- Watered plants or did gardening
- Practised good habits daily
- Spent less time on screens
- Enjoyed creative activities/crafts
- Celebrated a special day/event
- Tried a new food
- Exercised or did yoga