



॥ Jai Sri Gurudev ॥  
Sri Adichunchanagiri Shikshana Trust (R.)

# BGS Vijnatham School

**SUMMER FUN**

**STEP- PP 2**

**SESSION 2026-27**



## ✦ GENERAL GUIDELINES ✦

- Complete all the work neatly and sincerely.
- Maintain proper handwriting and presentation.
- Use appropriate colours and creativity wherever required.
- Submit the homework on Monday, 6 July'26.
- Parents are requested to guide and encourage their ward, but the work should be done by the child.
- Avoid last-minute completion; plan your work schedule.
- Keep your work clean and well-organised in a folder/notebook.
- Revise the concepts covered in class regularly during holidays.
- Enjoy your holidays while learning something new every day.
- Bring all materials required for submission along with your homework.

✦ “Learn with joy, explore with curiosity!” ✦



**SUMMER FUN ENGLISH**  
**CLASS: - Orange Marigolds**



### **Learning skills: -**

English learning focuses on building foundational literacy through phonics, basic vocabulary, and communication.

### **A child should be able to: -**

- Recognise letter sounds from a-z.
- Learn to blend phonics from stories 1 and 2.
- Learn 'words we know' and 'words we have learnt' from stories 1 and 2.
- Learn to write Upper case and lower case in three lines daily.

### **Speaking Skills:**

**Encourage your child to practice the activities mentioned below daily.**

- **Introductions & Greetings:** "Good morning, teacher," "Hello, how are you?", "I am happy and healthy today.
- **Classroom English:** "May I come in?", "May I drink water?" "I have finished".
- **Daily Routines/Actions:** "I am brushing my teeth," "I am hungry," "Let's play," "Wash your hands".
- **Basic Conversation:** "How are you ?", "I am happy".
- **Show and tell:** Using picture flash card to identify the letter.

### **Reading skills**

Read story 1 (a fat cat) and words we know from story 2 (a big pig ) from the Fitzroy Book.

Trace the letter

Aa Bb Cc Dd

Ee Ff Gg Hh

Ii Jj Kk Ll

Mm Nn Oo Pp

Qq Rr Ss Tt

Uu Vv Ww Xx

Yy Zz

- Read and write the two-letter words in the notebook.
- Try to practice one page daily.

am

do

it

to

an

go

me

or

as

he

my

so

at

is

no

up

be

in

of

us

by

if

on

we

Match the letters with the corresponding picture


**B**



**A**




**E**



**C**



**D**



### **Oral Language Development Book**

Read the story given below and do the sticker pasting activity on page no.16,17,18 in the oral language development book. (Stickers are given on the back side of the book)

#### **Oral Language Development Book:**

- Page no- 9-13 19, 20, 23 (Fun with crayons)
- Page no-16, 17, 18, 24, 25, 26, 32, 33, 34 (Dizzy's cat)
- Page no -48, 49,50, 56, 57, 58 (A hungry girl story)
- Page no-64, 64, 66, (Dizzy on holiday)

#### **Writing skills: -**

**Little stars book:** -Do Letters. D,F,H, I,T (Both upper case and lower case )

#### **Note: -**

- **For the worksheets, take the printout.**
- **Books are mentioned clearly for the specific book work.**
- **Sentence writing should be done in the notebook.**
- **Encourage your child to read and write daily.**
- **Submit the work properly in a labelled folder.**

Learn the Rhymes from Units 1, 2, and 3

**UNIT 1**

**We Are at School Today**

We are at school today,  
School today, school today.  
We are at school today,  
This is what we do.

We stand up, up, up.  
We sit down, down, down.  
We stand up, up, up.  
We sit down.

Open the window, window, window.  
Open the door, door, door.  
Open the window, window, window.  
Open the door.

We are at school today,  
School today, school today.  
We are at school today,  
This is what we do.

**UNIT 2**

**Abracadabra, Big**  
Abracadabra, big.  
Abracadabra, small.  
Abracadabra, big.  
Abracadabra, small.

**We Listen with Our Ears**

We listen with our ears,  
Ears, ears.  
We listen with our ears,  
All day long.

We see with our eyes,  
Eyes, eyes.

We see with our eyes,  
All day long.

We smell with our nose,  
Nose, nose.  
We smell with our nose,  
All day long.

We sing with our mouth,  
Mouth, mouth.  
We sing with our mouth,  
All day long.

**Here's My Body**

Here's my body, my funny,  
funny body.  
Here's my body. Look what I  
can do.

Look at my hands.  
Look at my hands.  
Look at my hands.

Here's my body, my funny,  
funny body.  
Here's my body. Look what I  
can do.

Look at my legs.  
Look at my legs.  
Look at my legs.

Here's my body, my funny,  
funny body.  
Here's my body. Look what I  
can do.

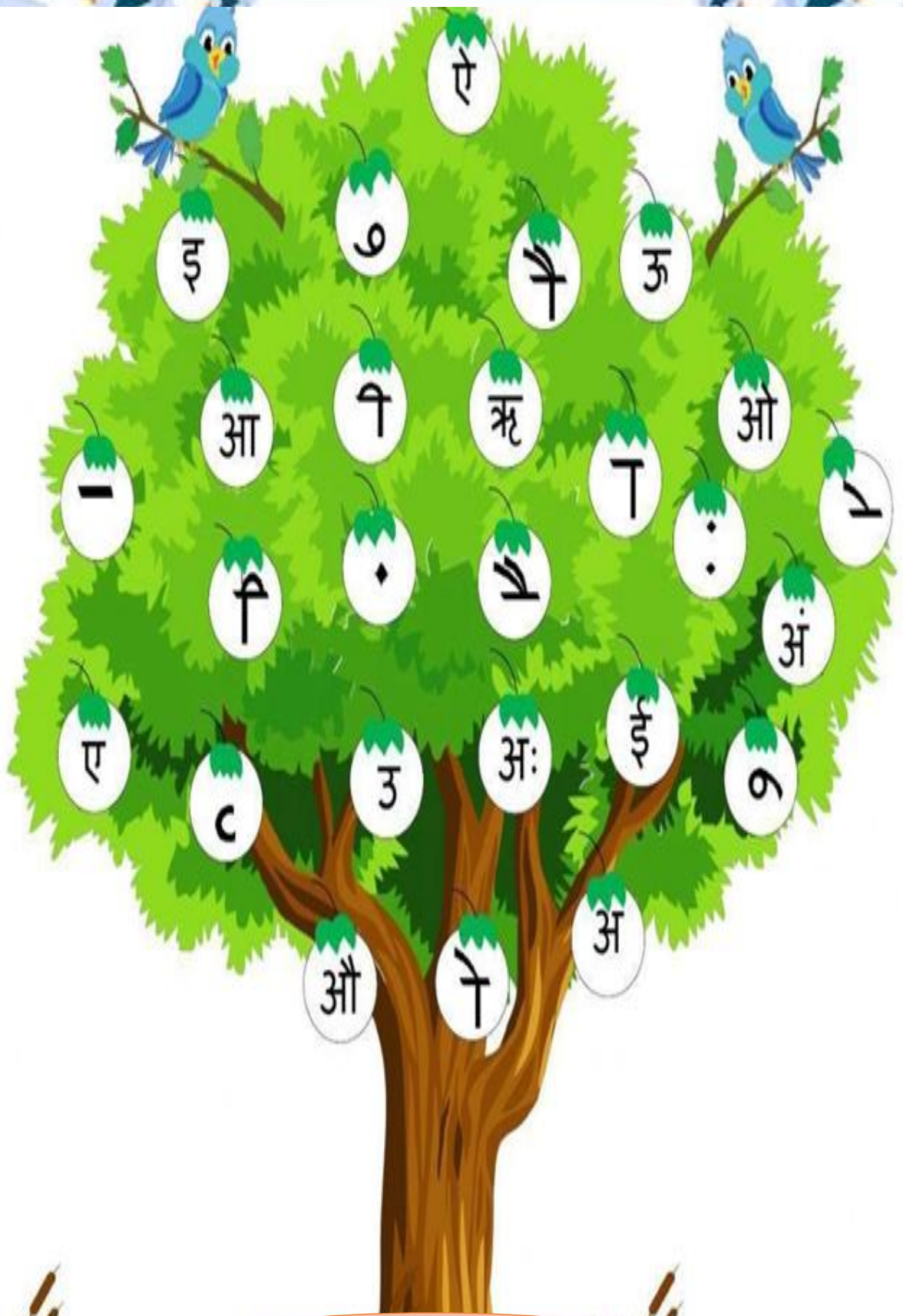
Look at my arms.  
Look at my arms.  
Look at my arms.

**UNIT 3**

**I'm Happy**  
I'm happy,  
Happy, happy, happy!  
When I'm happy,  
This is what I do!


Mummy's happy,  
Happy, happy, happy!  
When she's happy,  
This is what she does!

Daddy's happy,  
Happy, happy, happy!  
When he's happy,  
This is what he does!



हिन्दी

एक स्मरण पुस्तिका (नोटबुक) में नीचे दिए गए स्वर और व्यंजनों को लिखकर प्रयास करें और उनसे शुरू होने वाली वस्तुओं का चित्र चिपकाएँ :



उदाहरण:

स्वर - अ,आ,इ,ई,उ,ऊ

व्यंजन -क,ख,ग,घ

नोट : "लेखन रचना" का ध्यान रखकर लिखे (नीली रेखा में ही अक्षर लिखे )।

गतिविधि

१.कहानी सुनाने की गतिविधि के लिए 1 हिंदी कहानी बनाएं।

ध्यान दें : अभिभावक बच्चों को कुछ वस्तुओं के नाम (जैसे :शेर,पानी,खरगोश,नाव,पेड़ आदि )बताएँगे और उन्हें जोड़ कर बच्चे अपनी सोच से एक कहानी बनाने का प्रयास करेंगे।

अपनी कहानी के लिए बेकार सामग्री का उपयोग करके मंच सामग्री (प्रॉप्स) बनाएं और अपनी कहानी को अच्छे से बोलकर एक विडियो बना कर कक्षा अध्यापिका को भेजे ।

नोट:-

- वर्कशीट के लिए प्रिंटआउट लें।
- अभ्यास कार्य नोटबुक में करें।
- अपने बच्चे को प्रतिदिन पढ़ने और लिखने के लिए प्रोत्साहित करें।
- बेकार सामग्री का उपयोग करके एक फ़ोल्डर बनाएं, उसे ठीक से लेबल करें और उसमें वर्कशीट भेजें।

चित्र देखकर सही अक्षर पर गोला बनाओ।



अ आ ओ



अं ए इ



उ अ ओ



इ ऊ उ

चित्र देखकर सही अक्षर लिखी ।



समान अक्षर पहचान कर रंग भरो।

अ

अ ई ओ

आ

ऐ आ ओ

इ

ऋ ओ ऌ

ई

इ ई अ

उ

उ अ ई

ऊ

ओ ऊ ऐ

क

क म प

ख

द ख अं

ग

ऋ प्र ग

# मिलान करें

स्वर से शुरू होने वाले उचित चित्र की पहचान करें



अ



आ



इ



ई



# व्यंजन पहचान

चित्रों को पहचान कर उचित व्यंजन के नीचे अंक लिखे

क

8

ख

ग

घ

1.



2.



3.



4.



5.



6.



7.



8.



9.



10.



11.



12.



13.




14.




15.

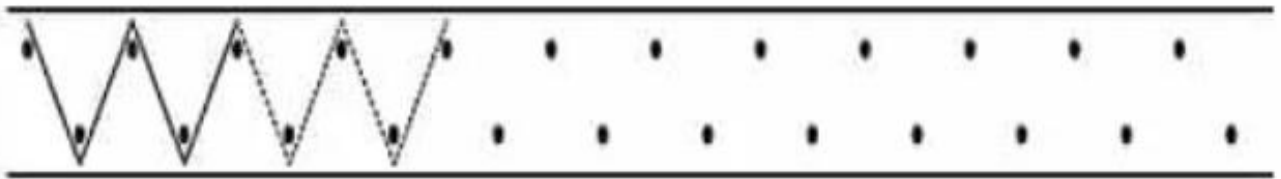
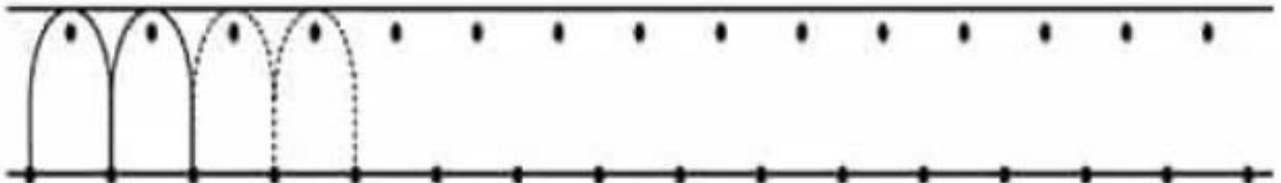

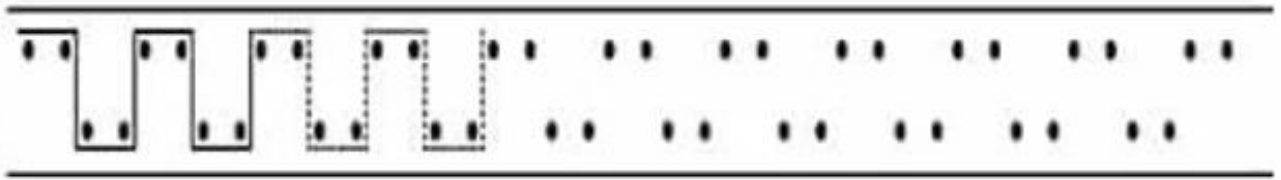













Trace the dotted Lines



Complete the pattern in each incomplete path with a pencil.



# Count and trace the numbers

	1	1	1	1	1	1
	2	2	2	2	2	2
	3	3	3	3	3	3
	4	4	4	4	4	4
	5	5	5	5	5	5
	6	6	6	6	6	6
	7	7	7	7	7	7
	8	8	8	8	8	8
	9	9	9	9	9	9
	10	10	10	10	10	10

Write numbers 1-10

T	O		T	O		T	O	
	1							
	2							
	3							
	4							
	5							
	6							
	7							
	8							
	9							
1	0							

Write numbers 1-10

T	O		T	O		T	O	
	1							
	2							
	3							
	4							
	5							
	6							
	7							
	8							
	9							
1	0							

# Missing Numbers

Write the missing numbers.

2	4		3
3	5	2	
		3	5
5		4	
	8		
7			8

## Missing Numbers

Write the missing numbers.

5			8		10
---	--	--	---	--	----

3		5			8
---	--	---	--	--	---

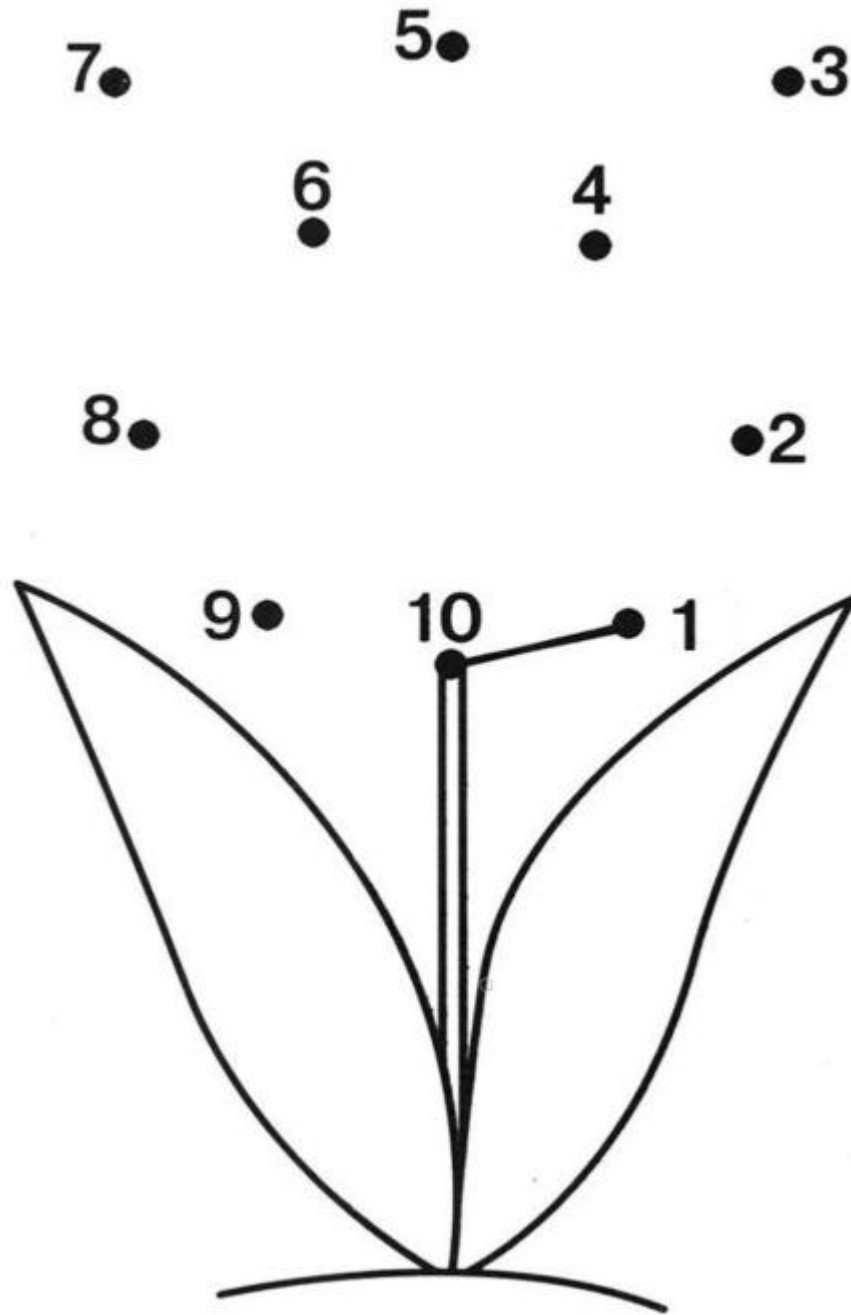
1			4		6
---	--	--	---	--	---

4		6			9
---	--	---	--	--	---

2		4		6	
---	--	---	--	---	--

Dot to Dot

Connect the dots and colour the picture.



# Count and Match

Draw a line to match the object to its correct number.



•

• 1



•

• 2



•

• 3



•

• 4



•

• 5



•

• 6



•

• 7



•

• 8



•

• 9





•


• 10


# Count and Circle


Count the fruits and circle the correct number.


	5
	4
	1

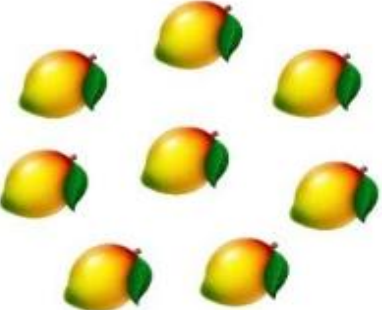
	6
	4
	3


	7
	4
	2

	1
	6
	8

	5
	7
	6

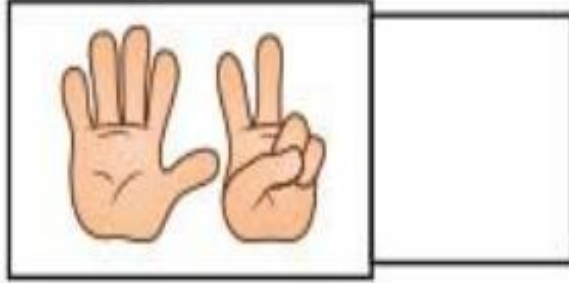
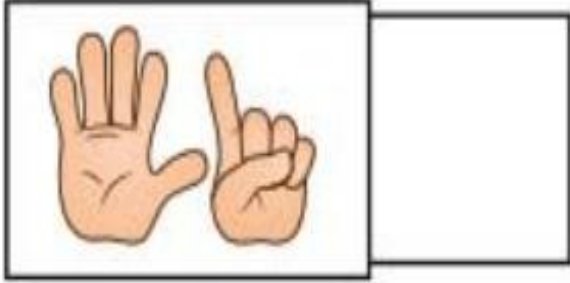
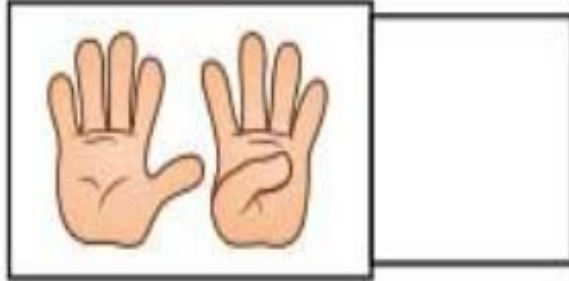

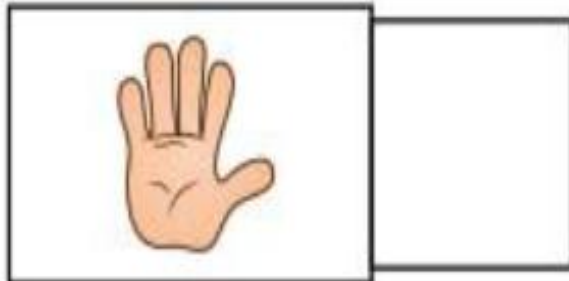

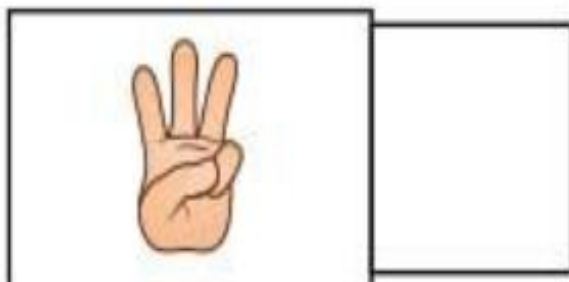
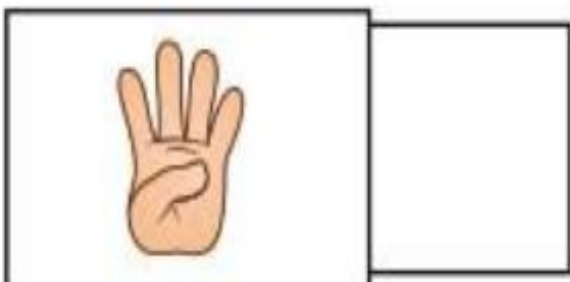
	7
	1
	8

	8
	5
	3

	3
	2
	8

# Count and Write

Count the fingers and write the correct number.




# Count and Write

Count and write the numbers of apples in the given box.



# Let's Count Shapes !

Count the shapes and write your answer below.





## Wellness and Well-being Activity Book

1) Affirmation Parade Page no. 9

2) Aim and Throw

Page no. 10

3) Brilliant Breathing

Page no - 11

4) Brainy Building

Page no. 12

5) Exercise Treasure Hunt

Page no - 15,16

6) Let's have some lemonade

Page no. 20

7) Happy Hopscotch Fun

Page no - 25

8) Time for Chores

Page no. 41





## My Summer Fun Checklist

### ✓ **Activities**

- Went on a family outing/trip
- Played outdoor games
- Watched my favourite cartoon/movie
- Read a storybook
- Helped my parents at home
- Learned a new skill
- Drew or coloured pictures
- Ate my favourite summer treats
- Visited grandparents/relatives
- Played with friends
- Did some dancing/singing
- Watered plants or did gardening
- Practised good habits daily
- Spent less time on screens
- Enjoyed creative activities/crafts
- Celebrated a special day/event
- Tried a new food