

**ST. XAVIER'S HIGH SCHOOL, GHAZIABAD**

**Session 2026-27**

**Summer Holiday Homework**

**Class: IV**



Summer holidays are full of joy and cheer,  
Bringing fun and laughter throughout the  
year.

Bright sunshine lights the sky so blue,  
As children enjoy exciting things to do.  
Parks are lively with games and play,  
Happy memories are made each day.  
Ice creams, stories, and cool evening walks,  
Fun-filled moments and cheerful talks.  
Family time and adventures so bright,  
Make holidays truly a wonderful delight!



**General Instructions to be followed while doing holiday homework:**

- ❖ Prepare a systematic timetable and follow it.
- ❖ Holiday homework should be done as per the instructions given.
- ❖ You will be assessed for neat handwriting, presentation, creativity and timely submission of the work.
- ❖ While your parents can be facilitators at home, the homework should be done independently by you.

Wish you all a fun-filled, safe and healthy holiday ahead!



## ENGLISH

Be creative, be neat, and enjoy your work! Do all tasks on A4 sheets.

### 1. Emoji Story Challenge \*

Look at the emoji's and create a short, interesting story with a proper beginning, middle, and ending.

#### Instructions:

- Write 6–8 sentences for any 2 sets of emoji's given below.
- Give your story a catchy title.
- Draw and colour one scene from one of your stories.

#### Try These Emoji Sets:

1.  +  +  + 
2.  +  +  + 
3.  +  +  + 
4.  +  +  + 
5.  +  +  + 
6.  +  +  + 

Example:

 +  +  → \_“One rainy day, Riya lost her umbrella and got completely soaked...”\_

### 2. Create Your Own Super Character

Let your imagination run wild and design your own character!

#### Include the following details:

- Name: What will you call your character?
- Superpower: What special power does your character have?
- Favourite Food: What does your character love to eat?
- Special Talent: What makes your character unique?
- Draw and colour your character and write 4-5 lines describing them.

Example Starter: My character is “Captain Starlight.” She can fly and her favourite food is space pizza!\_

### 3. Word Explorer from \_Robinson Crusoe



Read few chapters from Robinson Crusoe.

#### Instructions:

- Pick 10 new words that you find interesting or difficult.
- Write the meaning of each word in simple language.
- Frame one original sentence using each word.

#### Example:

Word: Marooned

Meaning: To be left alone on an island with no way to escape.

Sentence: The sailors were marooned on a deserted island after the storm.

## HINDI

रचनात्मक बनें, साफ-सुथरा कार्य करें और अपने काम का आनंद लें! सभी कार्य A4 शीट पर करें।

### 1. मेरा प्रिय त्योहार

कौन -सा है?

- \* अपने मनपसंद त्योहार का एक सुंदर चित्र बनाइए या चिपकाइए।
- \* फिर उस त्योहार के बारे में 8-10 पंक्तियाँ लिखिए।

#### इन बातों को शामिल करें:

- \* त्योहार का नाम
- \* यह कब मनाया जाता है
- \* लोग क्या करते हैं
- \* आपको यह त्योहार क्यों पसंद है
- \* त्योहार से जुड़ी एक खास बात

टिप: रंगों, सजावट और बॉर्डर का उपयोग करके अपनी शीट को आकर्षक बनाइए!

### 2. पर्यायवाची शब्द खोजो

- \* अपनी हिंदी पुस्तक से 10 शब्द चुनिए।
- \* हर शब्द का एक पर्यायवाची शब्द लिखिए।

उदाहरण: 1. सूर्य – रवि

टिप: शब्दों को अलग-अलग रंगों में लिखकर कार्य को सुंदर बनाइए।



### 3. चित्र देखकर कहानी लिखो।

- \* किसी भी पत्रिका, समाचार पत्र या इंटरनेट से एक चित्र चिपकाइए।
- \* चित्र को ध्यान से देखकर उस पर 6-8 पंक्तियों की छोटी कहानी लिखिए।
- \* कहानी को एक रचनात्मक शीर्षक दीजिए।

टिप: कहानी में पात्रों के नाम और मजेदार घटनाएँ जोड़कर उसे रोचक बनाइए!



## MATH

### Mission 1:

#### True or False Treasure Hunt

Read the clues and write **True** or **False**. Decorate the page with pirate ships and treasure chests!

Example:

$$788 + 1 = 789$$

The sum of a number and 1 is the number itself

$$6777 + 0 = 6778$$

You can change the order of addends in addition

The sum is always greater than each addend

### 🎒 Mission 2: Add It Up Adventure

You're shopping for a magical school! Add the following:

🛒 Buy 1 flying broom for ₹54,023 and 1 wizard robe for ₹21,746.

Buy a spell book for ₹97,513 and a magic wand for ₹48,789.

### 🔑 Mission 3: Quick Thinker – Mental Math Challenge

Fill in the blanks quickly! Time yourself and try to beat your best time.

🎲 \_\_\_\_\_ + 599 = 600

🎲 \_\_\_\_\_ is added to 50 = 350

🎲 10 more than a dozen = \_\_\_\_\_


🎲 Successor of 8879 = \_\_\_\_\_


🎲 1 more than 9999 = \_\_\_\_\_




### **Mission 4: Subtraction Carnival**

Play detective! Solve these and colour in stars for every correct answer.

  $8954 - 7432 = ?$

  $6677 - 5555 = ?$

  $9999 - 9090 = ?$


 What's the difference between the smallest 5-digit number and the largest 4-digit number?


### **Mission 5: Real-Life Rounding**


Help your family round off bills or prices to the nearest tens, hundreds, and thousands. Pick 4 items from your kitchen and round off their prices.

### **Mission 6: Place Value Puzzle!**

Create a colourful **Place Value Chart** for these numbers:

 11,156


 57,299

 1,14,281

Then write them in words and in expanded form.

### **Mission 7: Bag of Food Drive – Word Problems**

 You helped collect 23,345 bags of wheat and 34,800 bags of rice. What's the total?

 During a census, there were 77,873 males and 89,773 females. What's the population?

### **Mission 8: Ordering Game**

Cut out number cards and arrange in ascending and descending order.



Try with these:

Ascending → 4,369 | 4,639 | 4,693 | 4,396

Descending → 39,140 | 38,252 | 39,360 | 38,789

### **Mission 9: Compare the Kingdoms**

Use < or > signs to compare two kingdoms (numbers).

Example:  29,834 \_\_\_ 36,001       92,506 \_\_\_ 92,056

### □ Bonus Creative Task – "Math Comic Strip"

Create a comic strip titled "**The Adventure of Numbers**" where numbers go on a quest to find their place value! Use speech bubbles, humour, and math facts.

#### ✦ Tips for Parents:

- Let your child decorate the pages.
- Encourage creativity through drawings or number art.
- Make it a daily 20-minute fun time, not a chore!



## COMPUTER

- Design a cover page in MS Word for a computer notebook.

Using all the formatting tools.

