



ST. XAVIER'S HIGH SCHOOL GHAZIABAD



HOLIDAY HOMEWORK- GRADE 2



Lights , Camera , Speak!



Hey champs!
Are you ready to become little stars?
Learn how to express yourselves better! Let's boost your confidence!



A friend in school and what he/she likes about you



If your tiffin could speak, what would it say?



What is kindness?



My favourite cartoon and why



I want to grow up to be... and why



A video of 10 lines to be uploaded on ERP.



Word Builder

Encourage your child to read bed time stories and mark 5 nouns, 5 adjectives and 5 verbs each day.

Let's make learning joyful this holiday!
We can't wait to see your awesome videos and wonderful writing!





ST. XAVIER'S HIGH SCHOOL, GHAZIABAD

GRADE II

Holiday Homework

Dear Parents,

Summer holidays are a wonderful time to relax, play, and bond with your child. To help make this break both enjoyable and meaningful, we suggest some **light and creative activities** to keep your child engaged and learning.

• Daily Routine Tips

1. ⌚ Set a **daily routine** – include play time, reading, learning, and rest.
2. 📖 Read a short story or poem with your child **every day**. Ask them simple questions after reading to build comprehension.
3. ✍️ Encourage your child to **write 1–2 sentences daily** in a small diary or journal (with help if needed).
4. 🎵 Involve your child in fun learning – **rhyme singing, counting while cooking, spotting shapes**, etc

Daily Reading Practice Instructions for Parents

👤 Objective:

To help your child build strong reading habits, improve vocabulary, and develop comprehension skills during the summer break.

1. **Use Phonics:**
Practice sounding out new words using **phonics**.
Example: c-a-t = cat, d-o-g = dog.
2. **Be Encouraging:**
Celebrate small successes. Praise your child for reading daily, even if it's just a few lines.
3. **Be Consistent:**
Choose a **fixed reading time daily** – after lunch, before bedtime, or in the morning.
Make it part of the child's summer routine.

♥ Most Important

- Spend **quality time** with your child — talk, listen, laugh, and play.
- Avoid screen time as much as possible or limit it to **educational content only**.
- Be patient and encouraging — your support builds their confidence.

📶 Creative and Digital Learning 📶

🎨 Steps to Make It in Microsoft Paint

📄 1. Open MS Paint

Click on **Start Menu** → Open **Microsoft Paint**.

📄 2. Make a Birthday Card

Click **Shapes** and draw a **big rectangle** card.

📶 3. Fill Colors

Use the **Fill with Color** tool and add **bright colors** to the background.

📄 4. Write Birthday Wishes

Type:

🎉 **HAPPY BIRTHDAY** 🎉

💖 *“Have a great day!”* 💖

📄 5. Draw Cute Decorations

Add:

- 🎈 Balloons
- 🍰 Cake
- ☆ Stars
- 📺 Gifts

📄 6. Decorate with Brush Tool

Use the **Brush Tool** to make beautiful designs and patterns.

📄 7. Save Your Card

Click **File** → **Save As** and save your birthday card.

✨ **Enjoy your Creative and Digital Learning Activity!** ✨





“Thank You Community Helpers”

Name: _____ Age: _____


Community Helpers Who Keep Us Safe

Community helpers are people who live in your community that help others. Some community helpers are there to make sure that you are safe from harm.

Click on the community helpers whose job it is to keep us safe.



◆ Colour the picture given below:



Community Helper Appreciation Activity

Community Helper	What They Do for Us	How Can We Respect Them?
Doctor	Keeps us healthy	Speak politely
Sweeper	Cleans roads	Do not litter
Postman	Delivers letters	Say thank you

Creative Task

Draw or paste pictures of any **3 community helpers** on A4 size sheet and write:

- “Thank You for helping us!”

• **Kindness Challenge**

Speak kindly to:

- Guard uncle/aunty
- Bus driver
- House help
- Gardener

Put a ★ in your personal diary every time you say “Thank You”.

🏠 “Helping Hands at Home”



Aim:

To help children learn responsibility, kindness, and independence through simple household chores.



☆ My Home Helper Chart

Pick any one week, complete any one activity daily and complete the table given below.

Day	Household Chore I Did	Whom Did I Help?	How Did I Feel? 😊
Monday	Folded clothes		
Tuesday	Watered plants		
Wednesday	Arranged toys		
Thursday	Arranged study table		
Friday	Feed a pet/bird		


Reflection Time

“My Favourite household chore was _____”

Skill Corner

1. ADD AND WRITE THE ANSWER

Amit has 12 red marbles and 19 blue marbles.
How many marbles does he have in all?



TENS

ONES

ANSWER

+

=

2. NUMBER PATTERN

Are 3 ones similar or different from 2 tens + 3 ones?
Draw dots to show your answer.

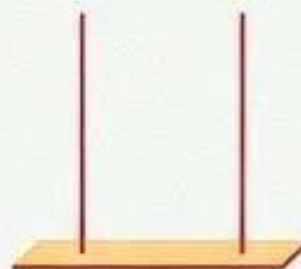
3 ONES

T O



2 TENS + 3 ONES

T O



Are they similar or different? _____

Why? _____

3. DO THE PROJECT

Work with a partner. Each person finds the happy emojis in their set.

Then add the totals together.

For partner 1



For partner 2



4. SOLID SHAPES AND THEIR SHADOWS

Draw a line to match each solid shape with its correct shadow.



7. COMMUNICATION AND COLLABORATION

Do this activity with your group.

- Get into groups of ten and arrange yourself from shortest to tallest.
- Then call out your names with your positions in the line.

For example,

I am _____. I am standing first.



Be curious! Be creative! Be happy! 😊 Keep learning and keep smiling!

